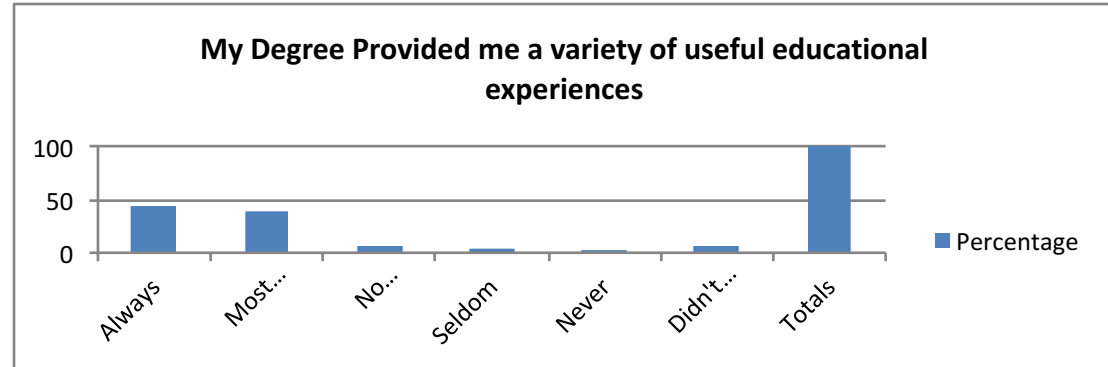


Spring 2017 Graduation Survey Instruction Services

Based on your educational experience at Barton, please rate the veracity of the fo

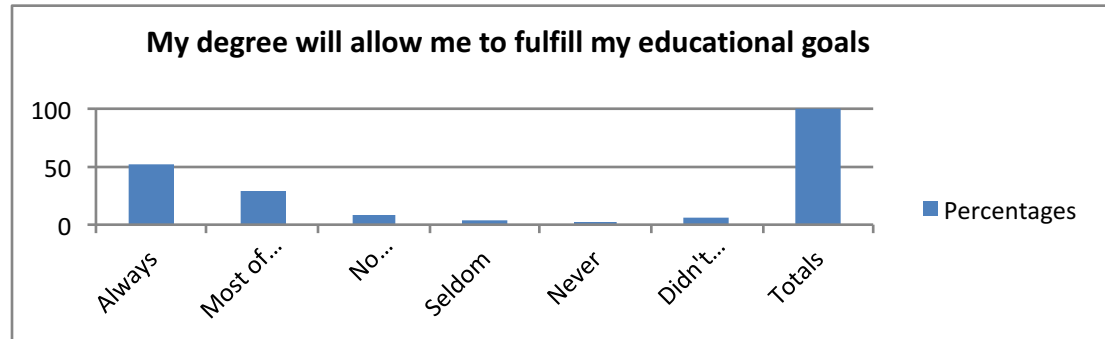
1. My degree provided a variety of useful educational experiences

	Percentage
Always	45
Most of the Time	38
No Opinion/Not Applicable	6
Seldom	3
Never	2
Didn't Answer	6
Totals	100



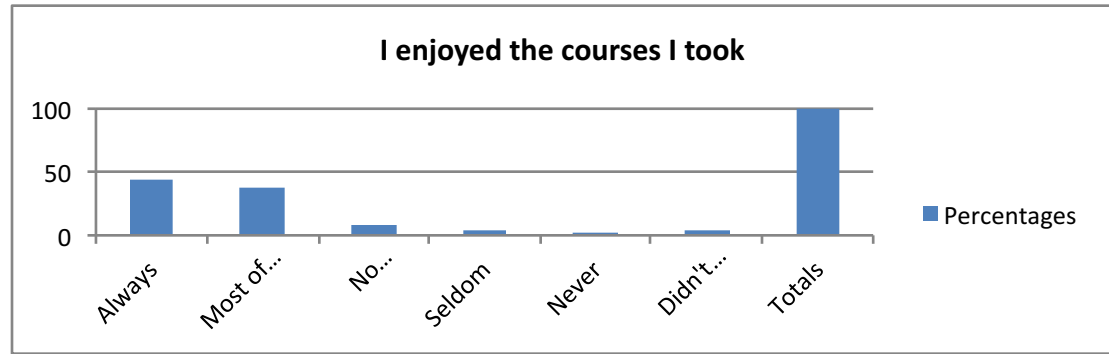
2. My degree will allow me to fulfill my educational goals.

	Percentages
Always	52
Most of the Time	28
No Opinion/Not Applicable	9
Seldom	3
Never	2
Didn't Answer	6
Totals	100



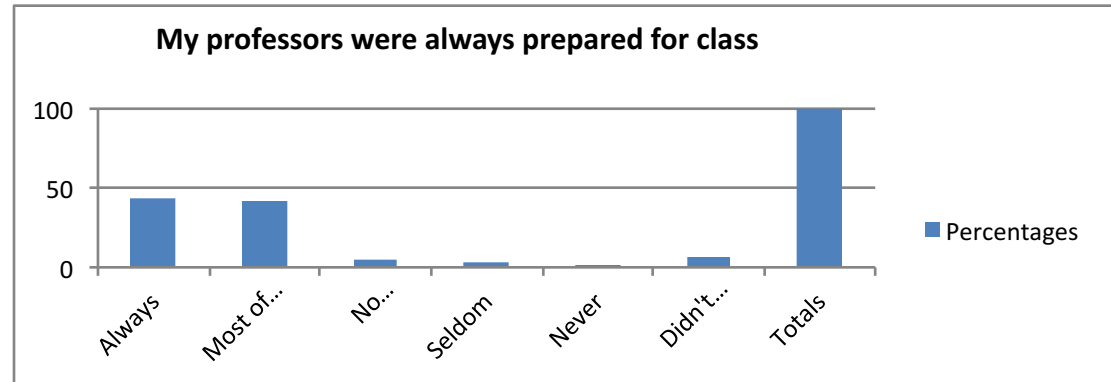
3. I enjoyed the courses I took.

	Percentages
Always	43
Most of the Time	38
No Opinion/Not Applicable	8
Seldom	5
Never	2
Didn't Answer	4
Totals	100



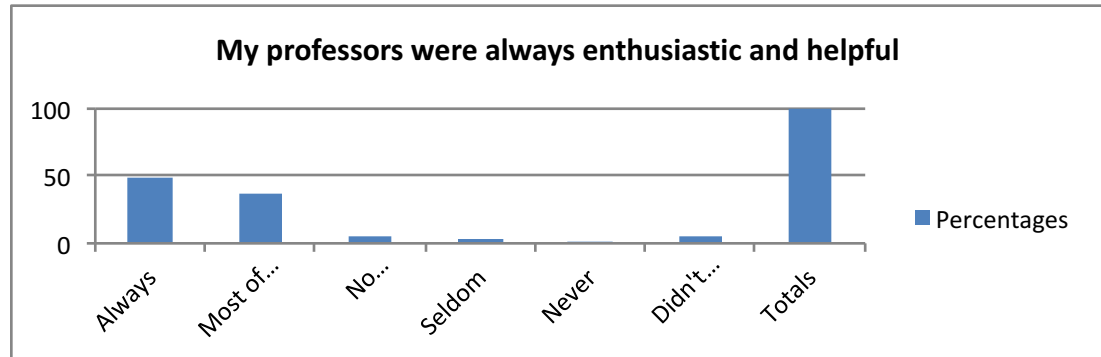
4. My professors were always prepared for class.

	Percentages
Always	43
Most of the Time	41
No Opinion/Not Applicable	5
Seldom	3
Never	2
Didn't Answer	6
Totals	100



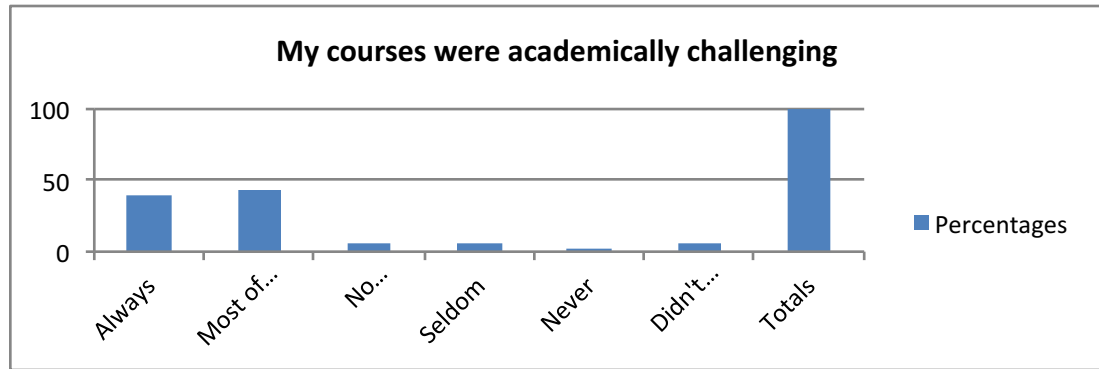
5. My professors were always enthusiastic and helpful.

	Percentages
Always	48
Most of the Time	36
No Opinion/Not Applicable	6
Seldom	3
Never	2
Didn't Answer	5
Totals	100



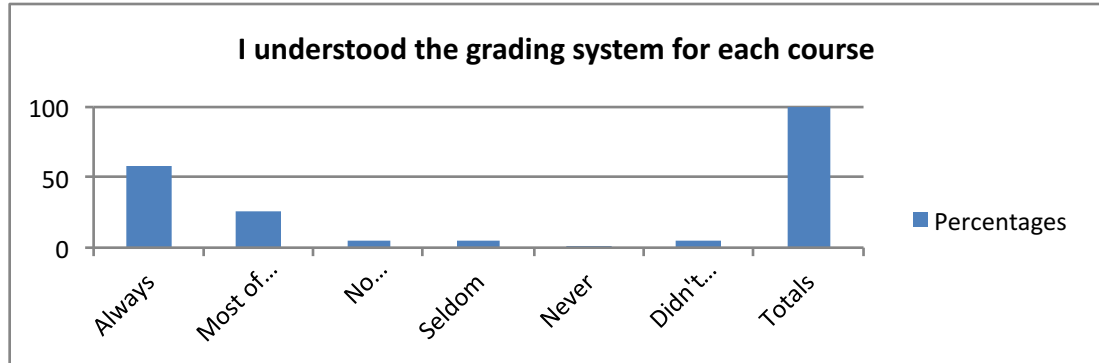
6. My courses were academically challenging.

	Percentages
Always	39
Most of the Time	44
No Opinion/Not Applicable	5
Seldom	5
Never	2
Didn't Answer	5
Totals	100



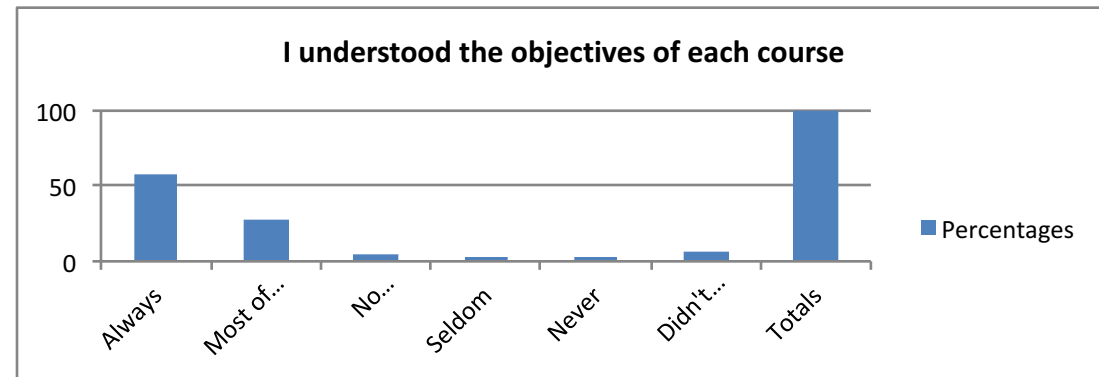
7. I understood the grading system for each course.

	Percentages
Always	58
Most of the Time	25
No Opinion/Not Applicable	5
Seldom	5
Never	2
Didn't Answer	5
Totals	100



8. I understood the objectives of each course.

	Percentages
Always	58
Most of the Time	27
No Opinion/Not Applicable	4
Seldom	3
Never	2
Didn't Answer	6
Totals	100



9. My courses provided me with learning opportunities that enhanced my critical thinking skills.

	Percentages
Always	50
Most of the Time	34
No Opinion/Not Applicable	5
Seldom	3
Never	2
Didn't Answer	6
Totals	100

