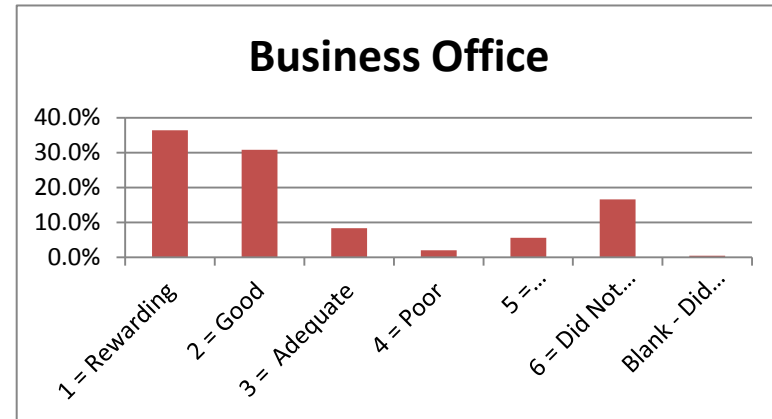
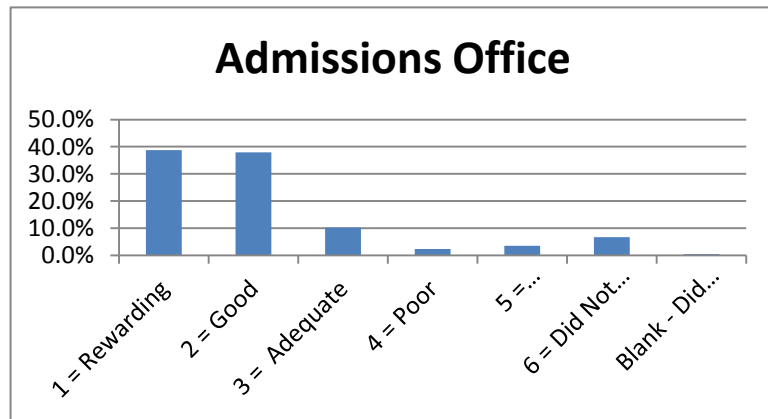
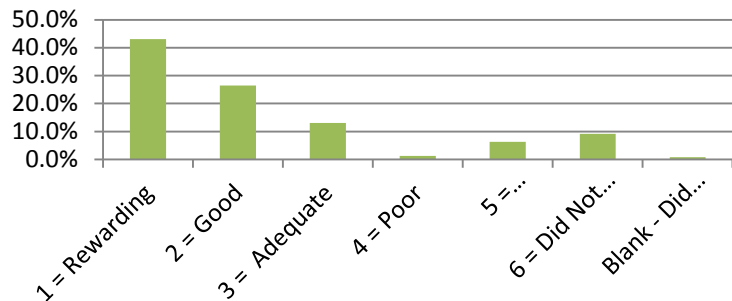


SPRING 2013

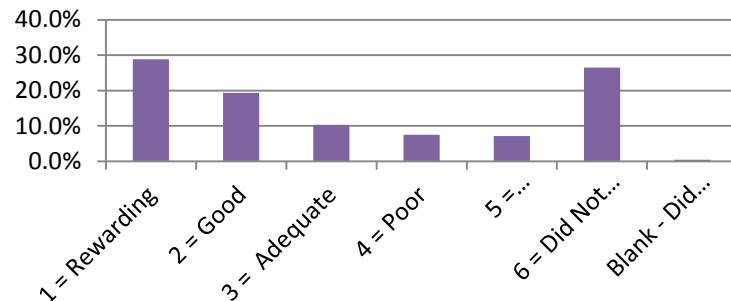
	1 = Rewarding	2 = Good	3 = Adequate	4 = Poor	5 = Disapp Use Service	6 = Did Not Answer	Blank - Did Not Answer	
Admissions Office	38.7%	37.9%	10.3%	2.4%	3.6%	6.7%	0.4%	100.0%
Business Office	36.4%	30.8%	8.3%	2.0%	5.5%	16.6%	0.4%	100.0%
Academic Advising	43.1%	26.5%	13.0%	1.2%	6.3%	9.1%	0.8%	100.0%
Financial Aid Office	28.9%	19.4%	10.3%	7.5%	7.1%	26.5%	0.4%	100.0%
Housing	15.8%	8.7%	5.5%	2.4%	1.2%	64.4%	2.0%	100.0%
Food Service	14.6%	10.7%	8.7%	2.0%	1.6%	61.3%	1.2%	100.0%
Library Services	24.9%	15.4%	3.6%	0.8%	2.4%	51.8%	1.2%	100.0%
Bookstore	32.4%	20.6%	9.5%	3.6%	2.4%	30.8%	0.8%	100.0%
Tutoring	19.4%	10.7%	5.5%	2.4%	2.0%	59.3%	0.8%	100.0%
Grounds/Maintenance	21.3%	18.6%	7.9%	0.8%	4.3%	45.5%	1.6%	100.0%
Health Services	18.2%	0.0%	4.3%	0.8%	2.0%	62.8%	11.9%	100.0%
Registrar - Enrollment Services	42.7%	30.8%	9.5%	5.1%	4.0%	6.7%	1.2%	100.0%
Career Planning & Placement	19.8%	13.0%	4.7%	0.8%	2.8%	57.3%	1.6%	100.0%
Computer Lab Services	22.9%	18.2%	5.5%	1.6%	3.2%	46.6%	2.0%	100.0%
Testing	27.3%	24.9%	10.7%	2.4%	3.2%	30.8%	0.8%	100.0%
Security & Safety	28.5%	20.2%	7.9%	1.6%	2.8%	37.5%	1.6%	100.0%
Student Activities	22.1%	13.8%	4.7%	0.8%	1.6%	55.3%	1.6%	100.0%



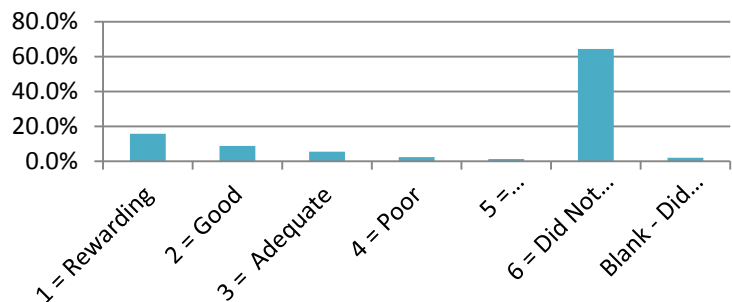
Academic Advising



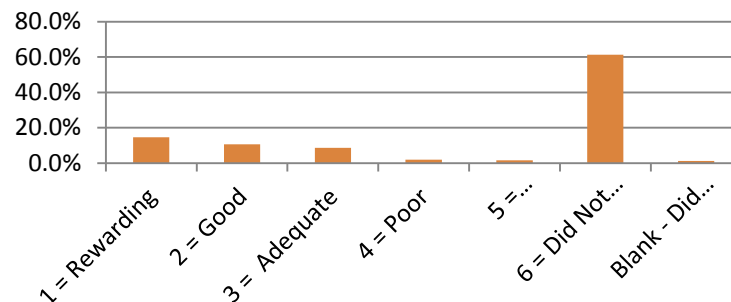
Financial Aid Office



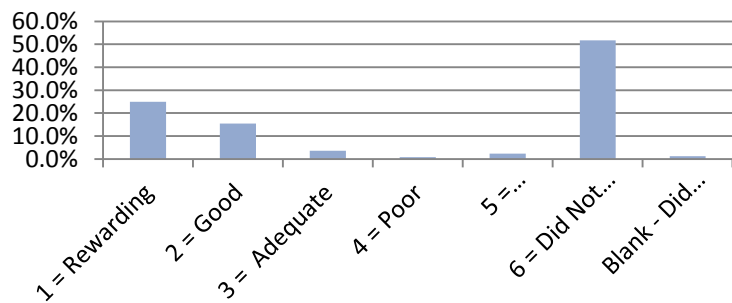
Housing



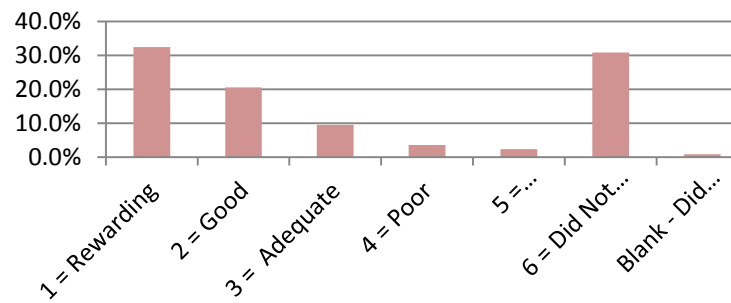
Food Service



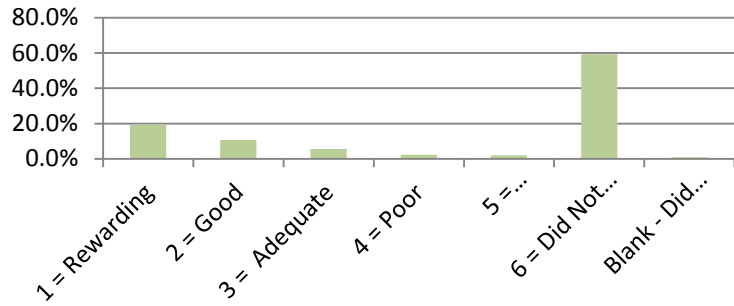
Library Services



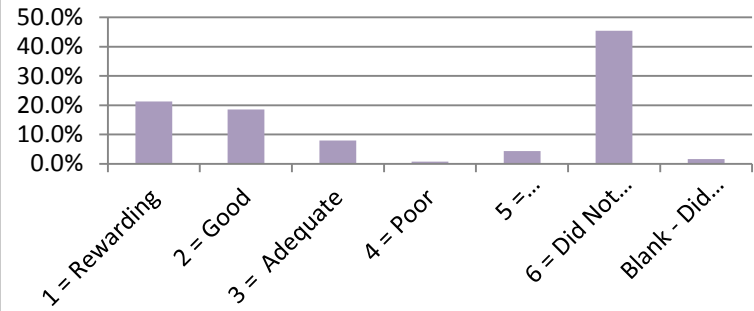
Bookstore



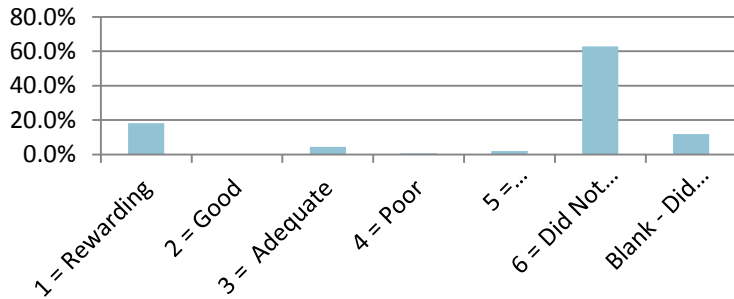
Tutoring



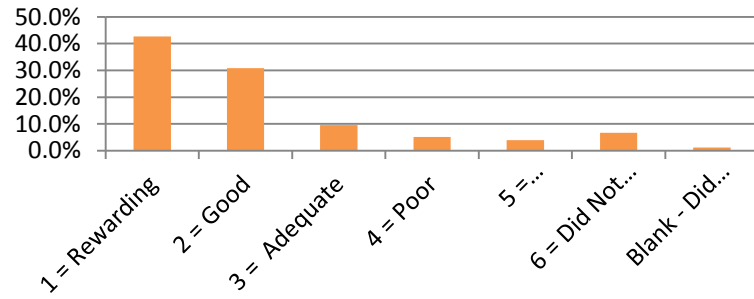
Grounds/Maintenance



Health Services



Registrar - Enrollment Services

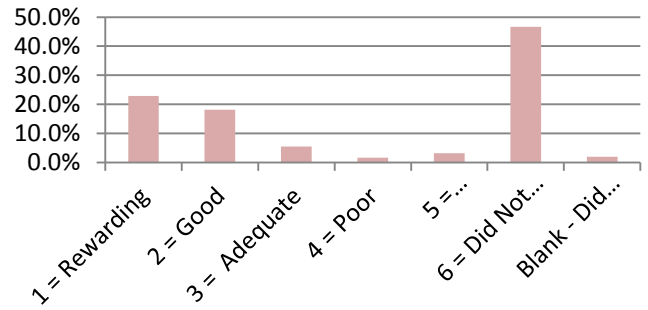


253 1 = Rewarding 2 = Good 3 = Adequate 4 = Poor 5 = Disappc 6 = Did Not U Blank - Did Not Answer

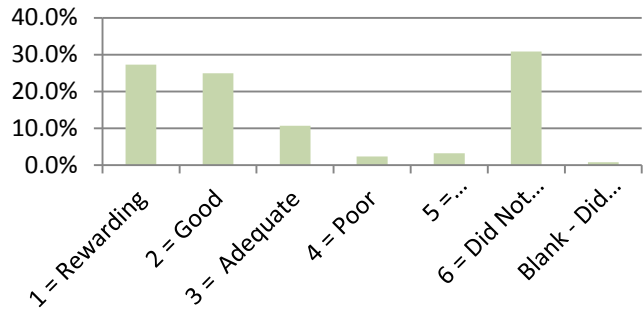
Admissions Office	98	96	26	6	9	17	1
Business Office	92	78	21	5	14	42	1
Academic Advising	109	67	33	3	16	23	2
Financial Aid Office	73	49	26	19	18	67	1
Housing	40	22	14	6	3	163	5
Food Service	37	27	22	5	4	155	3
Library Services	63	39	9	2	6	131	3
Bookstore	82	52	24	9	6	78	2
Tutoring	49	27	14	6	5	150	2
Grounds/Maintenance	54	47	20	2	11	115	4
Health Services	46	0	11	2	5	159	30
Registrar - Enrollment Servic	108	78	24	13	10	17	3
Career Planning & Placemen	50	33	12	2	7	145	4
Computer Lab Services	58	46	14	4	8	118	5
Testing	69	63	27	6	8	78	2
Security & Safety	72	51	20	4	7	95	4
Student Activities	56	35	12	2	4	140	4



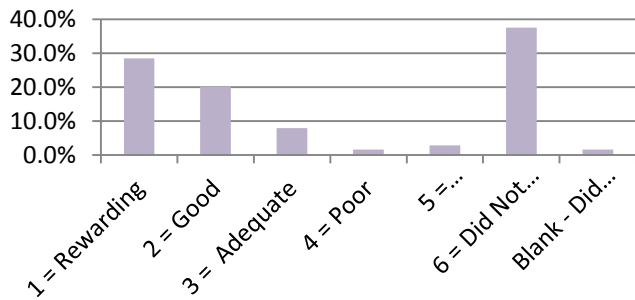
Computer Lab Services



Testing



Security & Safety



Student Activities

