

How to Join a Zoom Meeting - Canvas Student

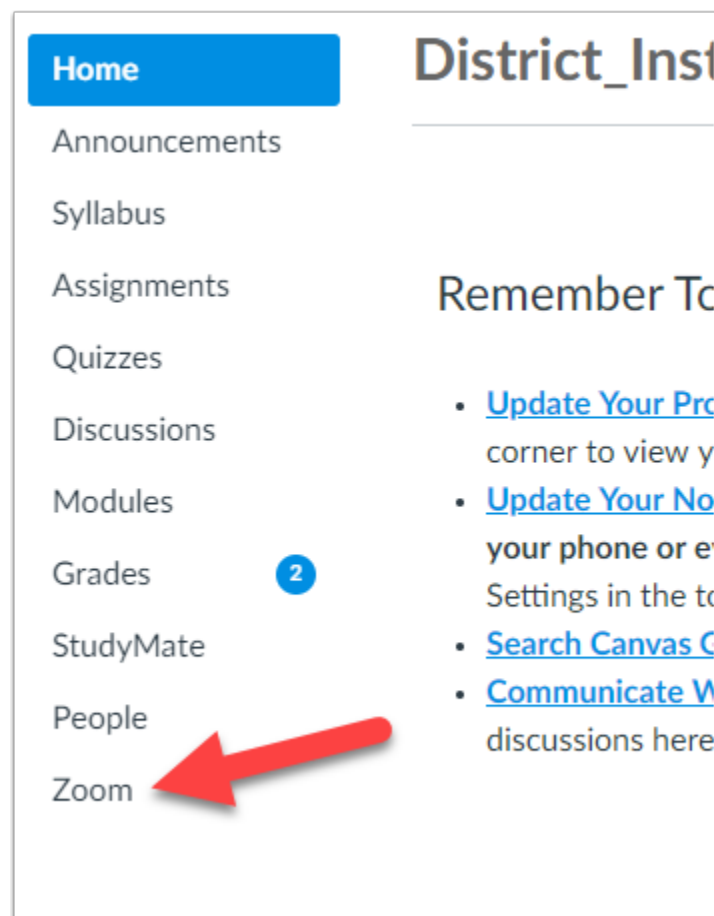


As a student, you can join your instructor's Zoom meetings directly from Canvas.

Begin by going into your Canvas course, and finding the **Zoom** link in the course navigation.

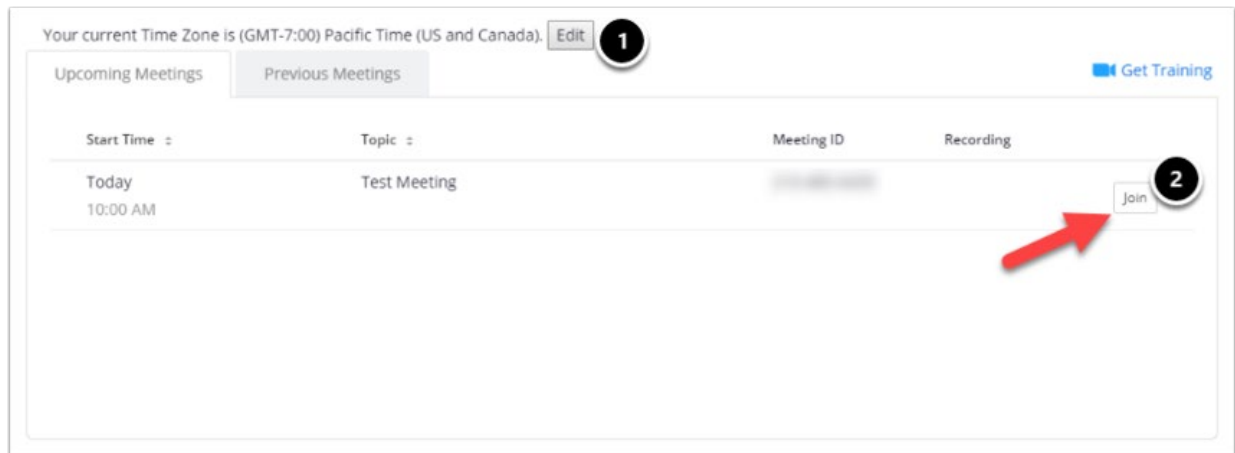
(NOTE: The Zoom navigation item may not be at the bottom of the list, as your instructor may have put it elsewhere in the course navigation.)

Click on **Zoom**.



The Zoom dashboard will open inside your Canvas course, and will list all meetings that have been scheduled.

1. Before joining a meeting, make sure your Time Zone is set to your local time zone (San Antonio is Central Time).
2. If you are ready to join the meeting, click the **Join** button.

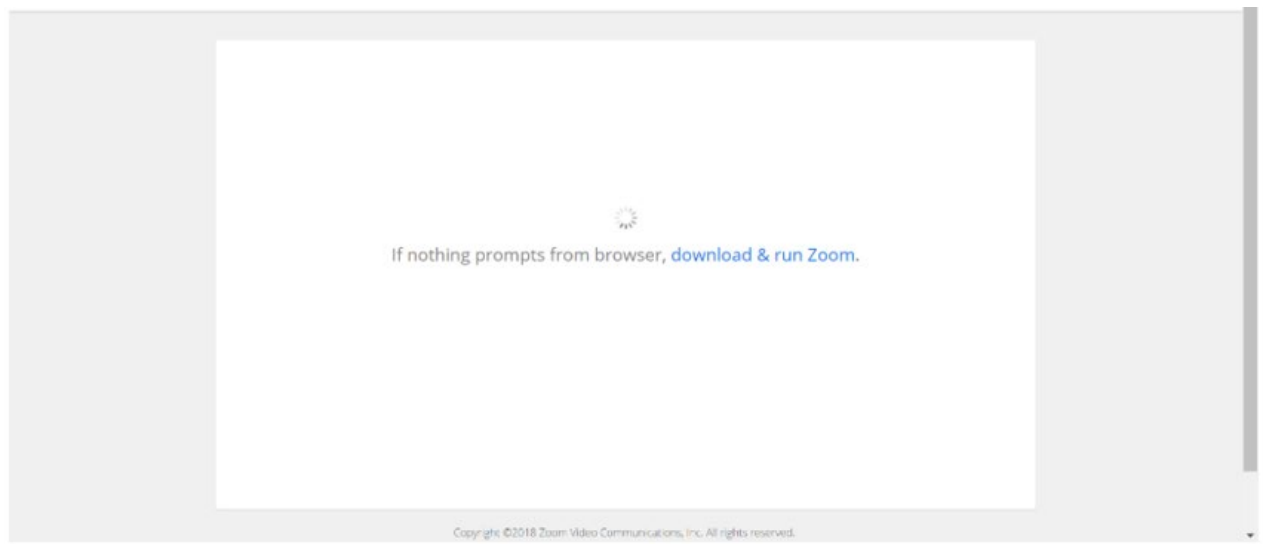


If you have not joined a Zoom session before, view our guide [Launching a Zoom Meeting for the First Time](#). This guide will outline what to expect when you first open a Zoom meeting.

Launching a Zoom Meeting for the First Time



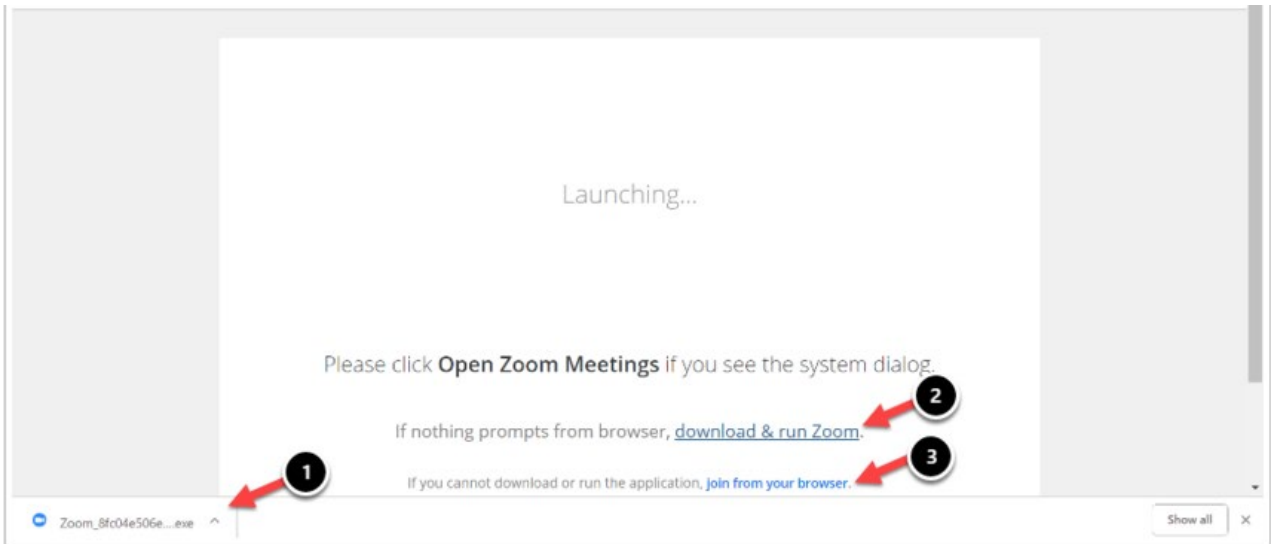
In order to launch a Zoom meeting, you will be provided a link (such as zoom.us/my/useralamo or zoom.us/j/1234567890). This link may be in an Outlook invitation, e-mail, or a variety of other mediums (such as the Join button within the Zoom tab of your Canvas Course Shell). Click on this link and it will open in your default browser.



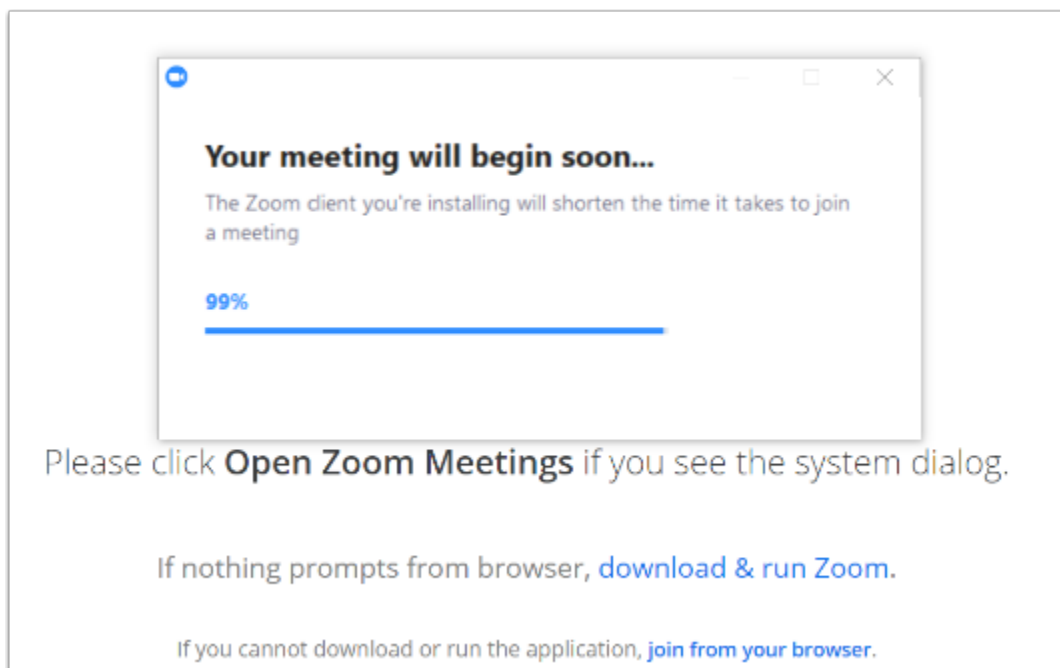
The Zoom application will either automatically download or prompt you to download depending on your browser settings. (If prompted to download, save to your preferred location.)

1. Once downloaded, click the file to install.
2. If you run into an issue with your download, you can click on **download & run Zoom** to start the installation again.
3. If you prefer, you can join the session from your web browser without installing the Zoom application.

NOTE: You cannot share your screen from the web version of Zoom.

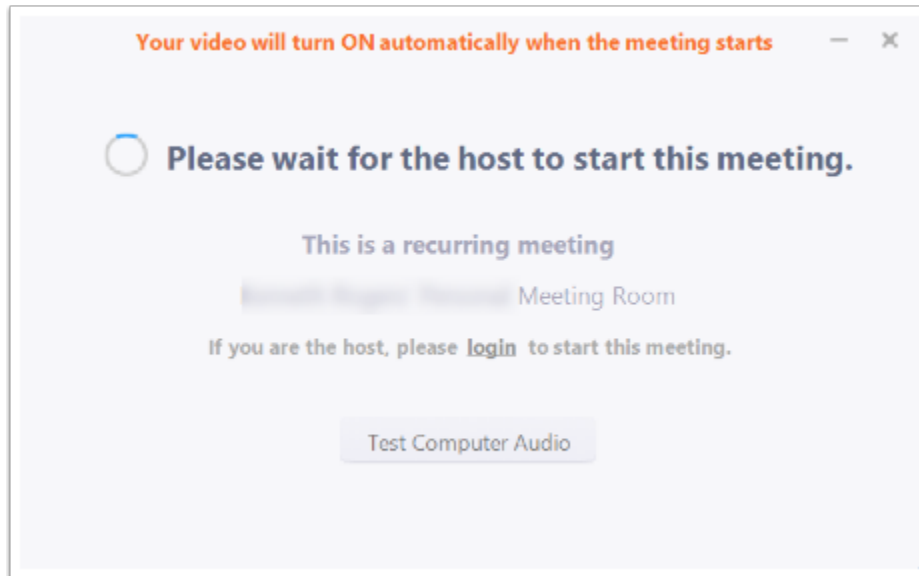


You will be presented with a dialogue box showing the progress of the Zoom installation. Your meeting will start once the installation is complete.

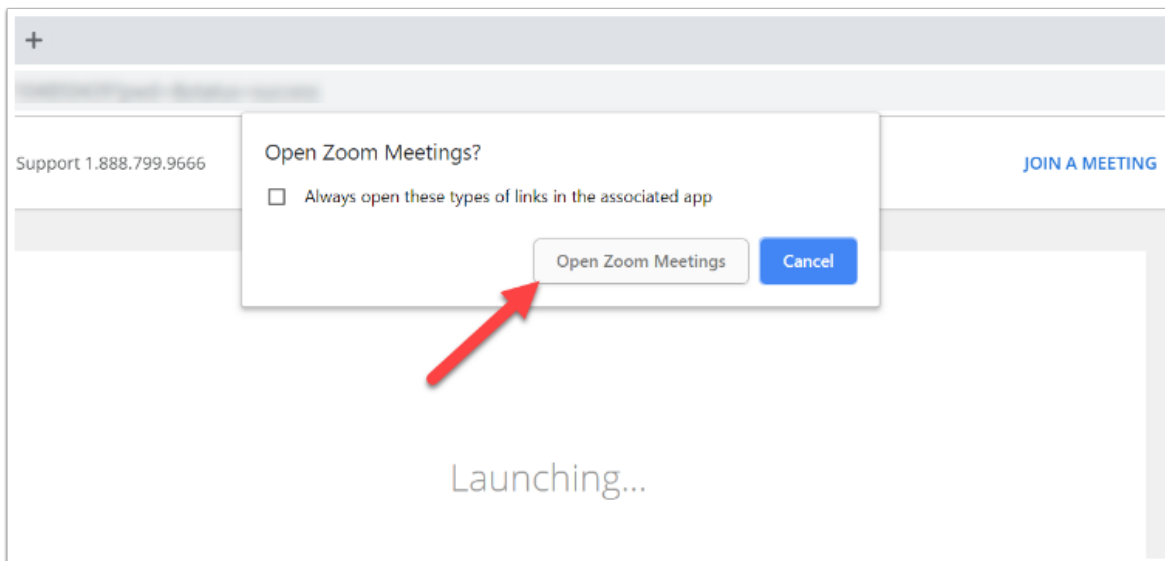


If the host has the meeting set to not allow participants to join without them, you will be prompted to wait until the host starts the meeting.

NOTE: If you are the host, you can login at this time to start the meeting.



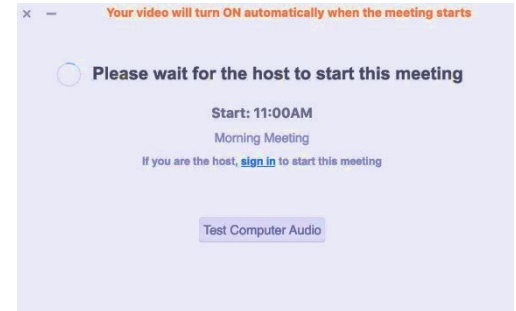
For all future meetings, you will not have to install the Zoom application. Instead, you will be prompted to **Open Zoom Meetings**. This will open the Zoom meeting you are scheduled for.





Helpful Hints for Zoom

You might see a similar message to the one on the right once Zoom has been launched. As soon as your teacher joins the meeting, the virtual room will pop up.



Most likely your teacher has it set to mute all participants (that's YOU!) when they first join. You will only be able to **hear** your teacher at this time. She/he will **not** be able to hear you.



What if I need to ask a question or respond to my teacher?

Click the microphone on the bottom right hand corner to unmute yourself. Remember to mute yourself once you have finished talking!

What if my teacher cannot see me?

Check to be sure your camera is not turned off (slash through), or click the ^ arrow to try other cameras your computer may be connected to.

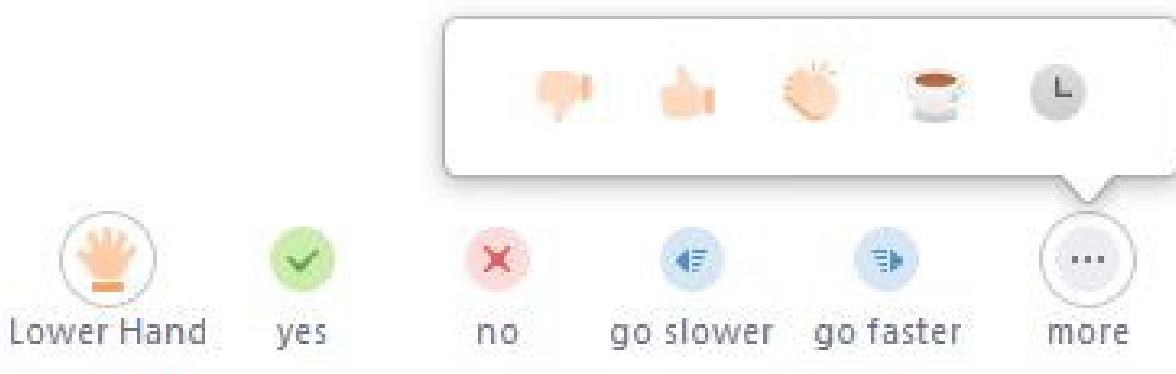
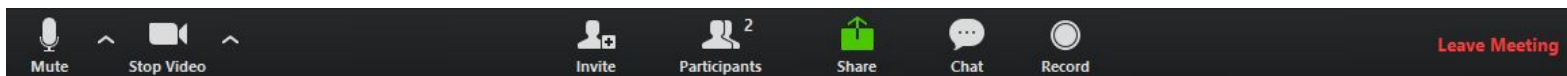
If you need to leave the meeting early, or your teacher says the meeting has come to an end, you will want to exit the room by clicking *Leave Meeting* in the lower right hand corner.



Other Helpful Resources

Click [HERE](#) to access the Download Center for other platforms including browser add-ons.

Click [HERE](#) to learn about the attendee (that's YOU) controls :



Teachers:
This is an option under Advanced Settings!

Show a "Join from your browser" link

Allow participants to bypass the Zoom application download process, and join a meeting directly from their browser. This is a workaround for participants who are unable to download, install, or run applications. Note that the meeting experience from the browser is limited



YouTube Tutorial: [How to Use Zoom to Teach an Online Lesson](#) by Rich Colosi Media