

BARTON COUNTY

Proof of Publication

SS.

MARY HOISINGTON

of lawful age, duly sworn upon oath states that SHE is the PUBLISHER

of THE GREAT BEND TRIBUNE

THAT said newspaper has been published at least weekly fifty (50) times a year and has been so published for at least five years prior to the first publication of the attached notice:

THAT said paper was entered as second class mail matter at the post office of its publication:

THAT said paper has a general paid circulation on a daily, or weekly, or monthly, or yearly basis in

BARTON County, Kansas, and is

NOT a trade, religious or fraternal publication and has been PRINTED and published in BARTON County, Kansas.

That the attached notice was published in a regular issue of said newspaper

for 1 consecutive weeks, the first publication being on the 28th day of July 2013 and the last publication on the 28th day of July 2013

Publication Fee \$
Affidavit, Notary's Fees \$
Additional Copies at \$
Total Publication Fee \$ 93.37


(Sign) Mary Hoisington
Witness my hand this 28th day of July 2013

SUBSCRIBED and Sworn to before me this 28th day of July 2013
Raegina Werth
(Notary Public)

State of Kansas - Notary Public
RAEGINA WERTH
My Commission Expires 7-26-14

My commission expires

NOTICE OF PUBLIC HEARING 2013-2014 BUDGET
BARTON COMMUNITY COLLEGE
FINE ARTS ROOM F-30
BUDGET SUMMARY
Table with columns for 2011-2012, 2012-2013, and 2013-2014. Rows include Current Eds, General Fund, Postsecondary, Adult Education, etc.



**NOTICE OF PUBLIC HEARING
2013-2014 BUDGET**

The governing body of Barton Community College, Barton County, will meet on
August 8 at 4:00PM, at Fine Arts Building Room F-30
for the purpose of answering objections of taxpayers relating to the proposed use of all funds, and the amount of
tax to be levied, and to consider amendments. Detailed budget information is available at the Business Office
and will be available at this hearing.


BUDGET SUMMARY

The Expenditures and the Amount of 2013 Tax to be Levied (as shown below) establish the maximum limits
of the 2013-2014 budget. The "Est. Tax Rate" in the far right column, shown for comparative purposes,
is subject to slight change depending on final assessed valuation.

	2011-2012		2012-2013		PROPOSED BUDGET 2013-2014		
	Actual Expend. & Transfers	Actual Tax Rate*	Actual Expend. & Transfers	Actual Tax Rate*	Budgeted Expend. & Transfers	Amount of 2013 Tax to be Levied	Est. Tax Rate*
Current Funds Unrestricted							
General Fund	23,467,922	32.771	26,708,836	32.713	40,000,000	8,945,796	32.713
Postsecondary Tech Ed	11,213,594		12,177,824		19,500,000	XXXXXXXXXX	xxx
Adult Education	171,883		198,340		550,000	0	0.000
Adult Supp Education	0	xxx	0	xxx	50,000	XXXXXXXXXX	xxx
Motorcycle Driver	0	xxx	0	xxx	0	XXXXXXXXXX	xxx
Truck Driver Training	0	xxx	0	xxx	0	XXXXXXXXXX	xxx
Auxiliary Enterprise	2,924,283	xxx	3,047,580	xxx	8,880,000	XXXXXXXXXX	xxx
Plant Funds		xxx		xxx		XXXXXXXXXX	xxx
Capital Outlay	162,500		162,500		650,000	0	0.000
Bond and Interest	0		0		0	0	0.000
Special Assessment	0		0		0	0	0.000
No Fund Warrants	0		0		0	0	0.000
Revenue Bonds	0	xxx	0	xxx	0	XXXXXXXXXX	xxx
Total All Funds	37,940,182	32.771	42,295,080	32.713	69,630,000	XXXXXXXXXX	32.713
Total Tax Levied	8,457,514		8,814,162		XXXXXXXXXX	8,945,796	
Assessed Valuation	257,270,901		268,729,682		273,463,061		

	Outstanding Indebtedness, July 1		
	2011	2012	2013
G.O. Bonds			
Capital Outlay Bonds			
Revenue Bonds			
No-Fund Warrants			
Temporary Notes			
Lease Purchase Principal	8,683,541	8,290,603	12,470,524
Total	8,683,541	8,290,603	12,470,524

*Tax Rates are expressed in mills.



Chairman
Signature and Title

CERTIFICATE

TO THE CLERK OF Barton County COUNTY, STATE OF KANSAS

We the undersigned, duly elected, qualified and acting officers of


Barton Community College


certify that: (1) the hearing mentioned in the attached proof of publication was held; (2) after the Budget Hearing this budget was duly approved and adopted as the maximum expenditure for the various funds for the year 2013-2014; and (3) the Amount(s) of 2013 Tax to be Levied are within statutory limitations.

TABLE OF CONTENTS:			2013-2014 ADOPTED BUDGET		
Adopted Budget and Financial Statements	K.S.A.	Page No.	Expenditures & Transfers	Amount of 2013 Tax to be Levied	County Clerk's Use Only
Statement of Indebtedness					
Statement of Conditional Lease, etc.					
Current Funds Unrestricted:					
General	71-204		40,000,000	8,945,796	
Postsecondary Technical Education			19,500,000	XXXXXXXXXX	
Adult Education	71-617		550,000	0	
Adult Supplementary Education	72-4525		50,000	XXXXXXXXXX	
Motorcycle Driver Safety	71-1508		0	XXXXXXXXXX	
Truck Driver Training Course	71-1509		0	XXXXXXXXXX	
Auxiliary Enterprise			8,880,000	XXXXXXXXXX	
Total Current Funds Unrestricted			68,980,000	8,945,796	
Plant Funds					
Capital Outlay	71-501		650,000	0	
Bond and Interest	10-113		0	0	
Special Assessment			0	0	
No Fund Warrants			0	0	
Revenue Bonds	10-113		0	XXXXXXXXXX	
Total Plant Funds			650,000	0	
TOTAL – ALL FUNDS		XXXXXXXXXX	69,630,000		
Publication					
Final Assessed Valuation					

Municipal Accounting Use Only
 Received _____
 Reviewed by _____
 Follow-up: Yes ___ No ___

Attest: _____, 2013


 Mike Johnson, Chairman


 John Moshier, Vice Chair


 Brett Middleton, Secretary

 County Clerk

**STATEMENT OF CONDITIONAL LEASE, LEASE-
 PURCHASE AND CERTIFICATE OF PARTICIPATION**

Item/Service Purchased	Date of Contract	Term of Contract	Int.* Rate %	Total Outright Purchase Price	Other Charges In Contract	Total Amount Financed (Beg. Prine)	Principal Balance Due 6/30/2013	Payments Due 7/1/13 - 6/30/14	Payments Due 7/1/14 - 12/31/14
KBOR PEI infrastrucure Loan	3/18/2008	8 yrs	n/a	1,300,000	0	1,300,000	487,500	162,500	162,500
Construction projects	12/3/2008	18 years	4.4-5.25	4,590,000	4,615,894	4,590,000	4,590,000	231,019	115,509
Track Renovation	11/9/2009	8 yrs	4.5000	1,200,000	247,170	1,200,000	728,024	180,896	90,448
Dorm Construction/Refinancing	5/16/2013	25 years	2.0 - 4.0	6,665,000	3,194,001	6,665,000	6,665,000	337,101	98,356

*Used arbitrage yield on the bonds.

Adopted Budget

CURRENT FUNDS UNRESTRICTED GENERAL FUND	Line	2011-2012 Audited Actual	2012-2013 Unaudited Actual	2013-2014 Proposed Budget
UNENCUMBERED CASH BALANCE JULY 1	1	9,834,412	10,989,517	10,019,533
Transfer of Fund Balances, July 1 *	2	XXXXXXXXXX	XXXXXXXXXX	0
ADJUSTED UNENCUMBERED CASH BALANCE, JULY 1	3	9,834,412	10,989,517	10,019,533
REVENUES				
Student Sources:				
Tuition	4	6,661,829	7,031,738	14,500,000
Fees	5	3,528,819	3,960,503	7,000,000
Total Student Income	9	10,190,648	10,992,241	21,500,000
Federal Sources:				
Federal Grants	10			
Other Federal Income	11			
Total Federal Income	19	0	0	0
State Sources:				
State Operating Grant portion for operations (Form 108)	20	4,869,665	4,395,227	3,519,807
LAVTR	21			0
State Grants and Contracts	22			
State Retirement Contributions **	23			
Other State Income	24		234,385	400,000
Total State Income	29	4,869,665	4,629,612	3,919,807
Local Sources:				
Prior Year Ad Valorem Property Tax	30	433,769	508,428	770,267
Current Year Ad Valorem Property Tax	31	7,361,171	7,603,187	XXXXXXXXXX
Motor Vehicle Tax	32	1,001,566	1,137,428	1,032,768
Recreational Vehicle Tax	33	16,128	15,921	15,290
Delinquent Tax	34	99,649	203,916	220,332
In Lieu of Tax -IRB	35			0
Other Local Income	36	151,388	244,874	
Total Local Income	39	9,063,671	9,713,754	2,038,657
Other Sources:				
Gifts	40			
Interest	41	25,744	25,940	10,000
All Other Income	42	473,299	377,305	442,932
Cancellation of Prior Yr Encumbrances	43			XXXXXXXXXX
Total Other Income	49	499,043	403,245	452,932
TOTAL REVENUES (9 + 19 + 29 + 39 + 49)	60	24,623,027	25,738,852	27,911,396
TOTAL RESOURCES AVAILABLE (3 + 60)	62	34,457,439	36,728,369	37,930,929

* Must comply with K.S.A. 79-2958.

**Optional - if revenue is shown, expenditures must be included.

Adopted Budget

CURRENT FUNDS UNRESTRICTED GENERAL FUND	Line	2011-2012 Audited Actual	2012-2013 Unaudited Actual	2013-2014 Proposed Budget
TOTAL RESOURCES AVAILABLE	62	34,457,439	36,728,369	37,930,929
EXPENDITURES				
Education and General:				
Instruction	63	7,644,275	8,647,632	9,711,000
Research	64			
Public Service	65	(27,238)		
Academic Support	66	2,542,040	2,505,171	2,550,000
Student Services	67	1,915,475	2,180,633	2,500,000
Institutional Support	68	(1,093,085)	(789,034)	6,000,000
Operation and Maintenance	69	3,332,502	5,070,390	4,500,000
Scholarships	70	415,322	425,598	500,000
TOTAL EXPENDITURES	79	14,729,291	18,040,390	25,761,000
TRANSFERS				
Transfer to Vocational	81	8,738,631	8,668,446	13,850,000
Non-mandatory Transfers	82			389,000
Mandatory Transfers	83			
TOTAL TRANSFERS	89	8,738,631	8,668,446	14,239,000
TOTAL EXPENDITURES & TRANSFERS (79 + 89)	90	23,467,922	26,708,836	40,000,000
UNENCUMBERED CASH BAL JUNE 30 (62 - 90)	91	10,989,517	10,019,533	xxxxxxx
TAX COMPUTATION				
Unencumbered Cash Balance - July 1, 2010 (3)	94			10,019,533
Tax in Process (30)	95			770,267
Total Resources less tax-in-process (60 - 30)	96			27,141,129
6 Month Resources (50% of 96)*	97			13,570,565
TOTAL RESOURCES (94 thru 97)	98			51,501,493
Total Expenditures & Transfers (90)	99			40,000,000
6 Month Expenditures (50% of 99)*	100			20,000,000
Total 18 Month Expenditures (99 + 100)	101			60,000,000
Tax Required Prior to Operating Grant (101- 98)	102			8,498,507
Operating Grant Tax Relief Portion (Form 108, line 2)	103			0
Tax Required (102 - 103)	104			8,498,507
Delinquent Tax Estimate	105	5.0%		447,290
Taxes Levied (104 + 105)	106			8,945,796

* 50% is the recommended amount for the 6 month allocation on lines 97 and 100. The actual amount or percentage used is discretionary for each community college.

Adopted Budget

Budget Form CC-C 2013-2014

CURRENT FUNDS UNRESTRICTED POSTSECONDARY TECHNICAL EDUCATION	Line	2011-2012 Audited Actual	2012-2013 Unaudited Actual	2013-2014 Proposed Budget
UNENCUMBERED CASH BALANCE JULY 1 (Note 1)	1	50,000	50,000	50,000
Transfer to General Fund (Note 2)	2	XXXXXXXXXX	XXXXXXXXXX	
ADJUSTED UNENCUMBERED CASH BALANCE, JULY 1	3	50,000	50,000	50,000
REVENUES				
Student Sources:				
Tuition	4			
Fees	5			
	9	0	0	0
Federal Sources:				
Federal Grants	10			
Other Federal Income	11			
Total Federal Income	19	0	0	0
State Sources:				
State Operating Grant portion for operations (Form 108)	20	2,374,813	3,385,696	4,395,227
LAVTR	21			0
State Grants and Contracts	22	99,522	111,325	250,000
State Retirement Contributions**	23			
Other State Income	24			
Total State Income	29	2,474,335	3,497,021	4,645,227
Local Sources:				
Prior Year Ad Valorem Property Tax	30			0
Current Year Ad Valorem Property Tax	31		0	XXXXXXXXXX
Motor Vehicle Tax	32			0
Recreational Vehicle Tax	33			0
Delinquent Tax	34			0
In Lieu of Tax -IRB	35			0
Other Local Income	36			
Total Local Income	39	0	0	0
Other Sources:				
Gifts	40			
Interest	41			
All Other Income	42	628	12,357	954,773
Cancellation of Prior Yr Encumbrances	43			XXXXXXXXXX
Transfer from General Fund	44	8,738,631	8,668,446	13,850,000
Total Other Income	49	8,739,259	8,680,803	14,804,773
TOTAL REVENUES (9 + 19 + 29 + 39 + 49)	60	11,213,594	12,177,824	19,450,000
TOTAL RESOURCES AVAILABLE (3 + 60)	62	11,263,594	12,227,824	19,500,000

Note 1: For community colleges that maintained a Vocational Fund for YE 2011, the unencumbered cash balance of that fund at June 30, 2011 becomes the July 1, 2011 unencumbered cash balance of the Postsecondary Technical Education Fund.

Note 2: For YE 2012 a community college that had an unencumbered cash balance in its Vocational Fund at June 30, 2011 may, at that college's discretion, transfer the amount of that unencumbered cash balance to the college's General Fund during YE 2012.

**Optional – if revenue is shown, expenditures must be included.

Adopted Budget

CURRENT FUNDS UNRESTRICTED POSTSECONDARY TECHNICAL EDUCATION	Line	2011-2012 Audited Actual	2012-2013 Unaudited Actual	2013-2014 Proposed Budget
TOTAL RESOURCES AVAILABLE	62	11,263,594	12,227,824	19,500,000
EXPENDITURES				
Education and General:				
Instruction	63	4,602,032	4,736,264	12,574,000
Research	64			
Public Service	65		170	
Academic Support	66	647,771	809,528	631,000
Student Services	67		28,924	30,000
Institutional Support	68	5,963,791	6,602,938	6,030,000
Operation and Maintenance	69			235,000
Scholarships	70			
TOTAL EXPENDITURES	79	11,213,594	12,177,824	19,500,000
TRANSFERS				
Non-mandatory Transfers	82			
Mandatory Transfers	83			
TOTAL TRANSFERS	89	0	0	0
TOTAL EXPENDITURES & TRANSFERS (79 + 89)	90	11,213,594	12,177,824	19,500,000
UNENCUMBERED CASH BAL JUNE 30 (62 - 90)	93	50,000	50,000	XXXXXXX

Adopted Budget

CURRENT FUNDS UNRESTRICTED ADULT EDUCATION	Line	2011-2012 Audited Actual	2012-2013 Unaudited Actual	2013-2014 Proposed Budget
UNENCUMBERED CASH BALANCE JULY 1	3	10,000	10,000	10,000
REVENUES				
Student Sources:				
Tuition	4			
Fees	5			
Total Student Income	9	0	0	0
Federal Sources:				
Federal Grants	10			
Other Federal Income	11	45,681	73,694	100,667
Total Federal Income	19	45,681	73,694	100,667
State Sources:				
LAVTR	21			0
State Grants and Contracts	22			
State Retirement Contributions**	23			
Other State Income	24	55,826	54,646	50,333
Total State Income	29	55,826	54,646	50,333
Local Sources:				
Prior Year Ad Valorem Property Tax	30			0
Current Year Ad Valorem Property Tax	31		0	XXXXXXXXXX
Motor Vehicle Tax	32			0
Recreational Vehicle Tax	33			0
Delinquent Tax	34			0
In Lieu of Tax -IRB	35			0
Other Local Income	36			
Total Local Income	39	0	0	0
Other Sources:				
Gifts	40			
Interest	41			
All Other Income	42	70,376	70,000	389,000
Cancellation of Prior Yr Encumbrances	43			XXXXXXXXXX
Total Other Income	49	70,376	70,000	389,000
TOTAL REVENUES (9 + 19 + 29 + 39 + 49)	60	171,883	198,340	540,000
TOTAL RESOURCES AVAILABLE (3 + 60)	62	181,883	208,340	550,000

**Optional – if revenue is shown, expenditures must be included.

Adopted Budget

CURRENT FUNDS UNRESTRICTED ADULT EDUCATION	Line	2011-2012 Audited Actual	2012-2013 Unaudited Actual	2013-2014 Proposed Budget
TOTAL RESOURCES AVAILABLE	62	181,883	208,340	550,000
EXPENDITURES				
Education and General:				
Instruction	63	451	147,518	423,000
Research	64			
Public Service	65			2,000
Academic Support	66			35,000
Student Services	67			15,000
Institutional Support	68	171,432	50,822	15,000
Operation and Maintenance	69			60,000
Scholarships	70			
TOTAL EXPENDITURES	79	171,883	198,340	550,000
TRANSFERS				
Non-mandatory Transfers	82			
Mandatory Transfers	83			
TOTAL TRANSFERS	89	0	0	0
TOTAL EXPENDITURES & TRANSFERS (79 + 89)	90	171,883	198,340	550,000
UNENCUMBERED CASH BAL JUNE 30 (62 - 90)	93	10,000	10,000	XXXXXXXXXX
Tax Computation				
Unencumbered Cash Balance (3)	94			10,000
Tax in Process (30)	95			0
Total Resources (60 - 30)	96			540,000
6 Month Resources (50% of 96)	97			275,000
TOTAL RESOURCES (94 thru 97)	98			825,000
Total Expenditures & Transfers (90)	99			550,000
6 Month Expenditures (50% of 99)*	100			275,000
Total 18 Month Expenditures (99 + 100)	101			825,000
Tax Required (101 - 98)	102			0
Delinquent Tax Percent	103	5.0000%		0
Taxes Levied (102 + 103)	104			0

*Recommended

Adopted Budget

CURRENT FUNDS UNRESTRICTED ADULT SUPPLEMENTARY EDUCATION FUND	Line	2011-2012 Audited Actual	2012-2013 Unaudited Actual	2013-2014 Proposed Budget
UNENCUMBERED CASH BALANCE JULY 1	3		0	0
REVENUES				
Student Sources:				
Tuition	4			
Fees	5			40,000
Total Student Income	9	0	0	40,000
Federal Sources:				
Federal Grants	10			
Other Federal Income	11			
Total Federal Income	19	0	0	0
State Sources:				
State Grants and Contracts	22			
Other State Income	24			
Total State Income	29	0	0	0
Local Sources:				
Other Local Income	36			
Total Local Income	39	0	0	0
Other Sources:				
Gifts	40			
Interest	41			
All Other Income	42			10,000
Cancellation of Prior Yr Encumbrances	43			XXXXXXXXXX
Total Other Income	49	0	0	10,000
TOTAL REVENUES (9 + 19 + 29 + 39 + 49)	60	0	0	50,000
TOTAL RESOURCES AVAILABLE (3 + 60)	62	0	0	50,000

Adopted Budget

CURRENT FUNDS UNRESTRICTED ADULT SUPPLEMENTARY EDUCATION FUND	Line	2011-2012 Audited Actual	2012-2013 Unaudited Actual	2013-2014 Proposed Budget
TOTAL RESOURCES AVAILABLE	62	0	0	50,000
EXPENDITURES				
Education and General:				
Instruction	63			41,000
Research	64			
Public Service	65			1,000
Academic Support	66			2,000
Student Services	67			1,000
Institutional Support	68			
Operation and Maintenance	69			5,000
Scholarships	70			
TOTAL EXPENDITURES	79	0	0	50,000
TRANSFERS				
Non-mandatory Transfers	81			
TOTAL TRANSFERS	89	0	0	0
TOTAL EXPENDITURES & TRANSFERS (79 + 89)	90	0	0	50,000
UNENCUMBERED CASH BAL JUNE 30 (62 - 90)	93	0	0	XXXXXXXXXX

Line	2011-2012 Audited Actual	2012-2013 Unaudited Actual	2013-2014 Proposed Budget					2013-2014 Proposed Budget
			Dorm Fund	Union Fund	Athletic Fund	Cosmetology Fund	Misc Fund	
CURRENT FUNDS UNRESTRICTED								
AUXILIARY ENTERPRISE FUNDS								
UNENCUMBERED CASH								
3	2,281,145	2,615,601	2,042,347	559,445	159,186		43,038	2,804,016
BALANCE JULY 1								
REVENUES								
9	1,644,859	1,640,869	3,480,000	800,000		10,000		4,290,000
15								0
50								0
53	1,571,930	1,531,110		3,650,000		500,000	40,000	4,190,000
52	41,950	64,016	20,000	50,000	170,000		160,000	400,000
51			XXXXXXXXXX	XXXXXXXXXX	XXXXXXXXXX	XXXXXXXXXX	XXXXXXXXXX	XXXXXXXXXX
54	3,258,739	3,235,995	3,500,000	4,500,000	170,000	510,000	200,000	8,880,000
EXPENDITURES								
69	416,187	414,085	40,050	346,000			25,000	411,050
70	264,219	288,437	505,000	180,000	170,000	500,000	105,000	1,460,000
71	1,333	702	22,000	30,000		10,000	25,000	87,000
72	839,707	996,086	0	3,114,000				3,114,000
73	0	0	78,282	65,000			20,000	163,282
74	142,683	155,063	185,000	375,000			25,000	585,000
75	1,066,502	973,015	2,332,568	390,000				2,722,568
76								0
77	193,652	220,192	337,100					337,100
78	2,924,283	3,047,580	3,500,000	4,500,000	170,000	510,000	200,000	8,880,000
TOTAL EXPENDITURES								
TRANSFERS								
80								0
81								0
89	0	0	0	0	0	0	0	0
TOTAL EXPENDITURES & TRANSFERS (78 + 89)								
90	2,924,283	3,047,580	3,500,000	4,500,000	170,000	510,000	200,000	8,880,000
UNENCUMBERED CASH BALANCE								
92	2,615,601	2,804,016	2,042,347	559,445	159,186	0	43,038	2,804,016
JUNE 30 (3 + 54 - 90)								

Adopted Budget

PLANT FUNDS		2011-2012	2012-2013	2013-2014
CAPITAL OUTLAY	Line	Audited Actual	Unaudited Actual	Proposed Budget
UNENCUMBERED CASH BALANCE JULY 1	3	211,542	435,547	595,715
REVENUES				
Federal Sources:				
Federal Grants	10			
Other Federal Income	11			
Total Federal Income	19	0	0	0
State Sources:				
LAVTR	21			0
Other State Income	24			
PEI Loan Program Income	25			
Total State Income	29	0	0	0
Local Sources:				
Prior Year Ad Valorem Property Tax	30			0
Current Year Ad Valorem Property Tax	31		0	XXX,XXX,XXX
Motor Vehicle Tax	32			0
Recreational Vehicle Tax	33			0
Delinquent Tax	34			0
In Lieu of Tax -IRB	35			0
Other Local Income	36			
Total Local Income	39	0	0	0
Other Sources:				
Gifts	40			
Interest	41			
All Other Income	42	386,505	322,668	259,635
Cancellation of Prior Yr Encumbrances	43			XXX,XXX,XXX
Tax Credit Donations Income	44			
Total Other Income	49	386,505	322,668	259,635
TOTAL REVENUES				
(19 + 29 + 39 + 49)	60	386,505	322,668	259,635
TOTAL RESOURCES AVAILABLE (3 + 60)	62	598,047	758,215	855,350

Adopted Budget

PLANT FUNDS CAPITAL OUTLAY	Line	2011-2012 Audited Actual	2012-2013 Unaudited Actual	2013-2014 Proposed Budget
TOTAL RESOURCES AVAILABLE	62	598,047	758,215	855,350
EXPENDITURES				
Plant Equipment and Facility	71	162,500	162,500	650,000
Principal on Bonds	72			
Interest and Fees	73			
Payments to Reserves	74			
Cash-Basis Reserve	75			
TOTAL EXPENDITURES	79	162,500	162,500	650,000
TOTAL TRANSFERS	89			
TOTAL EXPENDITURES & TRANSFERS (79+89)	90	162,500	162,500	650,000
UNENCUMBERED CASH BAL JUNE 30 (62 - 90)	93	435,547	595,715	xxxxxxx
Tax Computation				
Unencumbered Cash Balance (3)	94			595,715
Tax in Process (40)	95			0
Total Resources (60 - 40)	96			259,635
6 month Resources (50% of 96)	97			99,650
Total Resources (94 thru 97)	98			955,000
Total Expenditures & Transfers (90)	99			650,000
6 Month Expenditures (50% of 99)*	100			305,000
Total 18 Month Expenditures (99 + 100)	101			955,000
Tax Required (101 - 98)	102			0
Delinquent Tax Percent	103	5.0%		0
Taxes Levied (102 + 103)	104			0

*Recommended

FORM 263

Proration of Estimated Motor Vehicle Property Tax, Recreational Vehicle Property Tax,
and In Lieu of Taxes on Industrial Revenue Bonds, and Local Ad Valorem Tax Reduction
2013 - 2014

Do Not Anticipate Revenues from Motor Vehicle Property Tax, Recreational Vehicle Property Tax and In Lieu of Taxes on Ind. Rev. Bonds For New Levies Made in
2012-2013 School Year Until March 2014. For new levies made in 2013-2014 revenues will not be received until March 2015.

	(1) 2012 Taxes Levied (Dollars)(a)	(2) Percent of Total Taxes Levied (b)	(3) Motor Vehicle Property Tax (d)	(4) Recreational Vehicle Property Tax (d)	(5) In Lieu of Taxes in Ind. Rev. Bonds (d)	(6) Local Ad Valorem Tax Reduction Fund
1. General	\$8,814,162	100.00%	\$1,032,768	\$15,290	\$0	
2. Postsecondary Tech Ed	\$0	0.00%	\$0	\$0	\$0	
3. Adult Education	\$0	0.00%	\$0	\$0	\$0	
4. Employee Benefit	\$0	0.00%	\$0	\$0	\$0	
5. Capital Outlay	\$0	0.00%	\$0	\$0	\$0	
6. Bond and Interest	\$0	0.00%	\$0	\$0	\$0	
7. Special Assessment	\$0	0.00%	\$0	\$0	\$0	
8. No Fund Warrants	\$0	0.00%	\$0	\$0	\$0	
9.		0.00%	\$0	\$0	\$0	
10.		0.00%	\$0	\$0	\$0	
11. TOTAL	\$8,814,162	100.00%	\$1,032,768	\$15,290	\$0	\$0
		(c)	(e)	(e)	(e)	(e) (f)

- (a) Do not include taxes levied for any funds in which a budget will not be made in 2013-2014.
- (b) Divide each fund's tax levy by total tax dollars levied.
- (c) Should equal 100 percent.
- (d) Take the amount on line 11 times the calculated percentage for each fund from Column 2.
- (e) These figures will come from Form 112 for the period 7/1/13 - 6/30/14
- (f) The college may place this amount in any or all levy funds.

Community College Barton Community College
County Barton County

FORM 112
TAX IN PROCESS OF COLLECTION AND INFORMATION NEEDED
FROM THE COUNTY TREASURER TO PREPARE COMMUNITY COLLEGE BUDGET FORMS
2013-2014

	General Fund	Postsecondary Technical Education Fund	Adult Basic Education Fund
1. County Treasurer Balance 6/30/13*	\$0		
2. 2012 Actual Taxes Levied*	\$8,814,162		
3. Less: delinquent taxes	5.0% \$440,708	\$0	\$0
4. Less: 2012 Taxes Received*	\$7,603,187		
5. Total Deductions (add Lines 3 + 4)	\$8,043,895	\$0	\$0
6. 2012 taxes receivable (taxes in process of collection 6/30/13) (Line 2 less Line 5)	\$770,267	\$0	\$0
7. Estimated Revenue from Delinquent Taxes during the next 18 months (7-1-13 to 12-31-14) (Line 3 x 75%)	\$330,531	\$0	\$0
8. Estimated Delinquent Tax (12 months) (Line 7 x .6666)	\$220,332	\$0	\$0

*These amounts are available from the County Treasurer

For more information, see K.S.A. 79-5111, K.S.A. 79-5a27, and K.S.A. 79-5a28

Community College Barton Community College
County Barton County

FORM 112
TAX IN PROCESS OF COLLECTION AND INFORMATION NEEDED
FROM THE COUNTY TREASURER TO PREPARE COMMUNITY COLLEGE BUDGET FORMS
2013-2014

	Capital Outlay Fund	Bond and Interest Fund	Special Assessment	No Fund Warrants
1. County Treasurer Balance 6/30/13*				
2. 2012 Actual Taxes Levied*				
3. Less: delinquent taxes	5.0%	\$0	\$0	\$0
4. Less: 2012 Taxes Received*				
5. Total Deductions (add Lines 3 + 4)	\$0	\$0	\$0	\$0
6. 2012 taxes receivable (taxes in process of collection 6/30/13) (Line 2 less Line 5)	\$0	\$0	\$0	\$0
7. Estimated Revenue from Delinquent Taxes during the next 18 months (7-1-13 to 12-31-14) (Line 3 x 75%)	\$0	\$0	\$0	\$0
8. Estimated Delinquent Tax (12 months) (Line 7 x .6666)	\$0	\$0	\$0	\$0
* (9) Estimated Motor Vehicle Property Tax (Include 16/20 M Truck Tax) 7/1/13 to 6/30/14	\$1,032,768		* (11) Estimated In Lieu of Taxes on Industrial Revenue Bonds 7/1/13 to 6/30/14	
Actual Delinquency for 2010 Taxes *	1.0%		* (12) Estimated Local Ad Valorem Tax Reduction Fund 7/1/13 to 6/30/14	
Estimated Delinquency Rate used in this budget	5.0%			

* These amounts are available from the County Treasurer

Community College Name: Barton Community College

County: Barton County

FORM 108

PAGE 1

STATE FUNDING

	General Fund	PTE Fund
1. Total FY 2014 Estimated State Funding (Tiered/Non-Tiered) - calculated by the Kansas Board of Regents - K.S.A. 71-	<u>\$3,519,807</u>	<u>\$4,395,227</u>
2. Portion of FY 2014 State Funding for tax relief		
3. Portion of FY 2014 State Funding for college operations	<u>\$3,519,807</u>	<u>\$4,395,227</u>

BARTON COUNTY JR COLLEGE

Other

1. Estimated Assessed Valuation Information as of July 1, 2013

	Estimated Assd Valuation	Territory Added	Property With Changed Use
Real Estate	160,095,014	0	0
Personal Property	12,203,655	0	0
Oil and Gas	67,731,168	0	0
State Assessed Utilities	36,784,808	0	0
Severed Minerals	0	0	0
Total	276,814,645	0	0
New Improvements	1,303,476	0	0

2. Personal Property excluding oil, gas & mobile homes 11,949,669

3. Actual Tax Rates Levied for the 2013 Budget

Fund	Rate
BCCC - General	32.71300
	32.71300

4. Final Assessed Valuation from November 1, 2012 Abstract 268,729,682

5. Personal Property excluding Oil, Gas & Mobile Homes for 2012 12,731,667


6. Gross Earning (Intangible) Tax Estimate 0.00

7. Neighborhood Revitalization District Valuation Subject to Rebates 4,029,287

8. 2012 Column (2011 Tax) Delq % for BCCC - General Fund 3.00 %

Tax Increment Financing - TIF:	
TIF Base Assessed Valuation	0
TIF Current Assessed Valuation	0

07/01/2013
Date



[Signature]
Provided by
BARTON COUNTY
Name of County



DONNA ZIMMERMAN
BARTON CO CLERK/ELECTION OFFICER
1400 Main Street – Room 202
Great Bend, Kansas 67530
PH (620) 793-1835 / FAX (620) 793-1990

June 15, 2013

Barton Community College
Office of Finance & Records
ATTN: Terry D. Barrow
245 NE 30 Road
Great Bend, Kansas 67530

The Barton County Appraiser is waiting on decisions from COTA (Court of Tax Appeals) on a large number of exemptions on Oil & Gas Leases. We do not know what the outcome of those decisions will be. I am required by statute to provide the "Certified Valuation" as submitted by the County Appraiser. Since we don't know the final decision on the listed value "under consideration for exemption", we suggest you consider reducing the Oil & Gas Valuation and the Total Valuation by the amount listed below when calculating your tax lid and estimated tax rates.

OIL & GAS VALUE subject to exemption and removal

3,351,584

This information is provided as a courtesy for the preparation of your 2014 Operating Budget.

Thank you,

Donna Zimmerman
Barton County Clerk/Election Officer