

BARTON COUNTY

Proof of Publication

SS.

MARY HOISINGTON

of lawful age, duly sworn upon oath states that SHE

is the PUBLISHER

of **THE GREAT BEND TRIBUNE**

THAT said newspaper has been published at least weekly fifty (50) times a year and has been so published for at least five years prior to the first publication of the attached notice:

THAT said paper was entered as second class mail matter at the post office of its publication:

THAT said paper has a general paid circulation on a daily, or weekly, or monthly, or yearly basis in

BARTON County, Kansas, and is

NOT a trade, religious or fraternal publication and has been PRINTED and published in BARTON County, Kansas.

That the attached notice was published in a regular issue of said newspaper

for 1 consecutive weeks, the first publication being on the 30th day

of July 20 13 and the last publication on the 30th day

of July 20 13

Publication Fee \$ _____

Affidavit, Notary's Fees \$ _____

Additional Copies _____ at _____ \$ _____

Total Publication Fee \$ 98.04

(Sign) Mary Hoisington

Witness my hand this 30th day of July, 2013

SUBSCRIBED and Sworn to before me this 30th

day of July, 2013

(Notary Public)
State of Kansas - Notary Public



Loretta Harmison

My Commission Expires 9-8-18

My commission expires _____


Published in the Great Bend Tribune, July 30, 2013

NOTICE OF PUBLIC HEARING
2015-2016 BUDGET
The governing body of
BARTON COMMUNITY COLLEGE
Barton County, Kansas
will meet on August 13, 2015, at 4:00 p.m. at
F-30 LOWER LEVEL OF FINE ARTS BLDG
for the purpose of answering objections of taxpayers relating to the proposed use of all funds,
and the amount of tax to be levied, and to consider amendments.
Detailed budget information is available at
BUSINESS OFFICE
and will be available at this hearing.
BUDGET SUMMARY

The Expenditures and the Amount of 2015 Tax to be Levied (as shown below) establish the maximum limits of the 2015-2016 budget. The "Est. Tax Rate" in the far right column shown for comparative purposes is subject to slight change depending on final assessed valuation.

	2013-2014		2014-2015		APPROPOSED BUDGET 2015-2016		
	Actual Expend. & Transfers	Actual Tax Rate	Actual Expend. & Transfers	Actual Tax Rate	Budgeted Expend. & Transfers	Amount of 2015 Tax to Be Levied	Est. Tax Rate
Current Eds Unrestricted							
General Fund	27,015,021	2,790	26,900,167	33,124	24,000,000	8,056,807	33,124
Postsecondary Tech Ed	11,970,179		11,044,488		25,500,000	xxx	xxx
Adult Education	263,139		221,361		250,000	xxx	0.00
Adult Supp. Educ.	33,200	xxx	0	xxx	30,000	xxx	xxx
Motorcycle Driver	0	xxx	0	xxx	0	xxx	xxx
Truck Driver Training	0	xxx	0	xxx	0	xxx	xxx
Auxiliary Enterprise	23,069,881	xxx	24,473,965	xxx	16,930,000	xxx	xxx
Plant Funds	0	xxx	0	xxx	0	xxx	xxx
Capital Outlay	24,622,689	xxx	163,313	xxx	1,050,000	xxx	0.00
Bond and Interest	0	xxx	0	xxx	0	xxx	0.00
Special Assessment	0	xxx	0	xxx	0	xxx	0.00
No Fund Warrants	0	xxx	0	xxx	0	xxx	0.00
Revenue Bonds	0	xxx	0	xxx	0	xxx	0.00
Total All Funds	42,841,903	2,798	41,743,114	33,124	52,000,000	8,056,807	33,124
Total Tax Levied	8,906,752		8,959,263		8,056,807		
Assessed Valuation	272,783,179		270,067,190		243,231,845		
Outstanding Indebtedness - July 1, 2015							
	2013		2014		2015		
G.O. Bonds	1,222,322	1,222,322	1,222,322	1,222,322	1,222,322	1,222,322	1,222,322
Capital Outlay Bonds	0	0	0	0	0	0	0
Revenue Bonds	0	0	0	0	0	0	0
No-Fund Warrants	0	0	0	0	0	0	0
Temporary Notes	0	0	0	0	0	0	0
Lease Purchase Principal	12,470,524	11,963,831	11,963,831	11,963,831	11,445,216	11,445,216	11,445,216
Total	12,470,524	11,963,831	11,963,831	11,963,831	11,445,216	11,445,216	11,445,216

*Tax Rates are expressed in mills.
Mike Johnson, Board Chair
Leonard Bunselmeyer
Don Learned
John Mosher



**NOTICE OF PUBLIC HEARING
2015-2016 BUDGET**

The governing body of Barton Community College, Barton County, will meet on August 11, at 4:00 PM, at F30 Lower Level of Fine Arts Bldg for the purpose of answering objections of taxpayers relating to the proposed use of all funds, and the amount of tax to be levied, and to consider amendments. Detailed budget information is available at the Business Office and will be available at this hearing.

BUDGET SUMMARY

The Expenditures and the Amount of 2015 Tax to be Levied (as shown below) establish the maximum limits of the 2015-2016 budget. The "Est. Tax Rate" in the far right column, shown for comparative purposes, is subject to slight change depending on final assessed valuation.


	2013-2014		2014-2015		PROPOSED BUDGET 2015-2016		
	Actual Expend. & Transfers	Actual Tax Rate*	Actual Expend. & Transfers	Actual Tax Rate*	Budgeted Expend. & Transfers	Amount of 2015 Tax to be Levied	Est. Tax Rate*
Current Funds Unrestricted							
General Fund	27,015,021	32.798	25,800,187	33.124	48,000,000	8,056,807	33.124
Postsecondary Tech Ed	11,970,179		11,084,488		25,500,000	XXXXXXXXXX	XXX
Adult Education	263,133		221,361		550,000	0	0.000
Adult Supp Education	0	XXX	0	XXX	50,000	XXXXXXXXXX	XXX
Motorcycle Driver	0	XXX	0	XXX	0	XXXXXXXXXX	XXX
Truck Driver Training	0	XXX	0	XXX	0	XXXXXXXXXX	XXX
Auxiliary Enterprise	3,069,881	XXX	4,473,965	XXX	16,930,000	XXXXXXXXXX	XXX
Plant Funds		XXX		XXX		XXXXXXXXXX	XXX
Capital Outlay	523,689		163,313		1,050,000	0	0.000
Bond and Interest	0		0		0	0	0.000
Special Assessment	0		0		0	0	0.000
No Fund Warrants	0		0		0	0	0.000
Revenue Bonds	0	XXX	0	XXX	0	XXXXXXXXXX	XXX
Total All Funds	42,841,903	32.798	41,743,314	33.124	92,080,000	XXXXXXXXXX	33.124
Total Tax Levied	8,960,752		8,959,263		XXXXXXXXXX	8,056,807	
Assessed Valuation	272,753,179		270,067,190		243,231,645		

	Outstanding Indebtedness, July 1		
	2013	2014	2015
G.O. Bonds			
Capital Outlay Bonds			
Revenue Bonds			
No-Fund Warrants			
Temporary Notes			
Lease Purchase Principal	12,470,524	11,963,831	11,445,216
Total	12,470,524	11,963,831	11,445,216

*Tax Rates are expressed in mills.




Signature

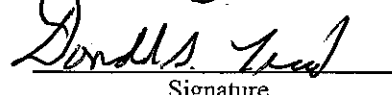


Signature

Signature



Signature



Signature

Signature

CERTIFICATE

TO THE CLERK OF Barton COUNTY, STATE OF KANSAS

We the undersigned, duly elected, qualified and acting officers of
Barton Community College


certify that: (1) the hearing mentioned in the attached proof of publication was held; (2) after the Budget Hearing this budget was duly approved and adopted as the maximum expenditure for the various funds for the year 2015-2016; and (3) the Amount(s) of 2015 Tax to be Levied are within statutory limitations.

TABLE OF CONTENTS:			2015-2016 ADOPTED BUDGET		
Statements	K.S.A.	Page No.	Transfers	Tax to be Levied	Use Only
Statement of Indebtedness					
Statement of Conditional Lease, etc.					
Current Funds Unrestricted:					
General	71-204		48,000,000	8,056,807	
Postsecondary Technical Education			25,500,000	XXXXXXXXXX	
Adult Education	71-617		550,000	0	
Adult Supplementary Education	72-4525		50,000	XXXXXXXXXX	
Motorcycle Driver Safety	71-1508		0	XXXXXXXXXX	
Truck Driver Training Course	71-1509		0	XXXXXXXXXX	
Auxiliary Enterprise			16,930,000	XXXXXXXXXX	
Total Current Funds Unrestricted			91,030,000	8,056,807	
Plant Funds					
Capital Outlay	71-501		1,050,000	0	
Bond and Interest	10-113		0	0	
Special Assessment			0	0	
No Fund Warrants			0	0	
Revenue Bonds	10-113		0	XXXXXXXXXX	
Total Plant Funds			1,050,000	0	
TOTAL - ALL FUNDS		XXXXXXXXXX	92,080,000		
Publication					
Final Assessed Valuation					

Municipal Accounting Use Only
 Received _____
 Reviewed by _____
 Follow-up: Yes ___ No ___

Attest: _____, 2015


County Clerk



 Signature of Elected Official



 Signature of Elected Official



 Signature of Elected Official



 Signature of Elected Official

 Signature of Elected Official

 Signature of Elected Official

STATEMENT OF CONDITIONAL LEASE, LEASE-
 PURCHASE AND CERTIFICATE OF PARTICIPATION

Item/Service Purchased	Date of Contract	Term of Contract	Int.* Rate %	Total Outright Purchase Price	Other Charges In Contract	Total Amount Financed (Beg. Princ)	Principal Balance Due 6/30/2015	Payments Due 7/1/15 - 6/30/16	Payments Due 7/1/16 - 12/31/16
KBOR PEI infrastructure Loan	3/18/2008	8 yrs	0.0000	1,300,000	0	1,300,000	162,500	162,500	0
Construction projects	12/3/2008	18 years	4.4-5.25	4,590,000	4,615,894	4,590,000	4,590,000	231,019	115,509
Track Renovation	11/9/2009	8 yrs	4.5000	1,200,000	247,170	1,200,000	422,716	180,896	90,448
Down Construction/Refinancing	5/16/2013	25 yrs	2.0 - 4.0	6,665,000	3,194,001	6,665,000	6,270,000	392,713	94,356
							11,445,216		

*Used arbitrage yield on the bonds.

Adopted Budget

Budget Form CC-B

2015-2016

CURRENT FUNDS UNRESTRICTED GENERAL FUND	Line	2013-2014 Audited Actual	2014-2015 Unaudited Actual	2015-2016 Proposed Budget
UNENCUMBERED CASH BALANCE JULY 1	1	10,019,533	10,510,209	12,838,581
Transfer of Fund Balances, July 1 *	2	XXXXXXXXXX	XXXXXXXXXX	0
ADJUSTED UNENCUMBERED CASH BALANCE, JULY 1	3	10,019,533	10,510,209	12,838,581
REVENUES				
Student Sources:				
Tuition	4	8,467,258	12,210,324	15,500,000
Fees	5	4,345,359	1,133,300	7,785,861
Total Student Income	9	12,812,617	13,343,624	23,285,861
Federal Sources:				
Federal Grants	10		225	
Other Federal Income	11			
Total Federal Income	19	0	225	0
State Sources:				
State Operating Grant portion for operations (Form 108)	20	4,395,227	4,307,322	3,519,807
LAVTR	21			0
State Grants and Contracts	22			
State Retirement Contributions **	23			
Other State Income	24	343,781	303,497	400,000
Total State Income	29	4,739,008	4,610,819	3,919,807
Local Sources:				
Prior Year Ad Valorem Property Tax	30	456,287	501,437	622,682
Current Year Ad Valorem Property Tax	31	8,102,249	7,888,618	XXXXXXXXXX
Motor Vehicle Tax	32	1,004,443	1,249,484	1,032,768
Recreational Vehicle Tax	33	10,607	14,563	15,291
Delinquent Tax	34	50,840	286,832	223,959
In Lieu of Tax -IRB	35			0
Other Local Income	36	(75,810)	(105,583)	
Total Local Income	39	9,548,616	9,835,351	1,894,700
Other Sources:				
Gifts	40			
Interest	41	17,381	12,964	10,000
All Other Income	42	388,075	325,576	5,435,494
Cancellation of Prior Yr Encumbrances	43			XXXXXXXXXX
Total Other Income	49	405,456	338,540	5,445,494
TOTAL REVENUES (9 + 19 + 29 + 39 + 49)	60	27,505,697	28,128,559	34,545,862
TOTAL RESOURCES AVAILABLE (3 + 60)	62	37,525,230	38,638,768	47,384,443

* Must comply with K.S.A. 79-2958.

**Optional - if revenue is shown, expenditures must be included.

Adopted Budget

CURRENT FUNDS UNRESTRICTED GENERAL FUND	Line	2013-2014 Audited Actual	2014-2015 Unaudited Actual	2015-2016 Proposed Budget
TOTAL RESOURCES AVAILABLE	62	37,525,230	38,638,768	47,384,443
EXPENDITURES				
Education and General:				
Instruction	63	9,561,835	9,571,893	11,711,000
Research	64			
Public Service	65			2,550,000
Academic Support	66	2,421,174	2,333,151	2,500,000
Student Services	67	2,285,549	2,242,654	3,000,000
Institutional Support	68	519,414	668,247	2,500,000
Operation and Maintenance	69	3,443,716	3,014,518	4,500,000
Scholarships	70	438,201	438,097	
TOTAL EXPENDITURES	79	18,669,889	18,268,560	26,761,000
TRANSFERS				
Transfer to Vocational	81	8,345,132	7,531,627	20,850,000
Non-mandatory Transfers	82			389,000
Mandatory Transfers	83			
TOTAL TRANSFERS	89	8,345,132	7,531,627	21,239,000
TOTAL EXPENDITURES & TRANSFERS (79 + 89)	90	27,015,021	25,800,187	48,000,000
UNENCUMBERED CASH BAL JUNE 30 (62 - 90)	91	10,510,209	12,838,581	xxxxxxx
TAX COMPUTATION				
Unencumbered Cash Balance (3)	94			12,838,581
Tax in Process (30)	95			622,682
Total Resources less tax-in-process (60 - 30)	96			33,923,180
6 Month Resources (50% of 96)*	97			16,961,590
TOTAL RESOURCES (94 thru 97)	98			64,346,033
Total Expenditures & Transfers (90)	99			48,000,000
6 Month Expenditures (50% of 99)*	100			24,000,000
Total 18 Month Expenditures (99 + 100)	101			72,000,000
Tax Required Prior to Operating Grant (101- 98)	102			7,653,967
Operating Grant Tax Relief Portion (Form 108, line 2)	103			0
Tax Required (102 - 103)	104			7,653,967
Delinquent Tax Estimate	105	5.0%		402,840
Taxes Levied (104 + 105)	106			8,056,807

* 50% is the recommended amount for the 6 month allocation on lines 97 and 100. The actual amount or percentage used is discretionary for each community college.

Adopted Budget

Budget Form CC-C 2015-2016

CURRENT FUNDS UNRESTRICTED POSTSECONDARY TECHNICAL EDUCATION	Line	2013-2014 Audited Actual	2014-2015 Unaudited Actual	2015-2016 Proposed Budget
UNENCUMBERED CASH BALANCE JULY 1 (Note 1)	1	50,000	50,000	50,000
Transfer to General Fund (Note 2)	2	XXXXXXXXXX	XXXXXXXXXX	
ADJUSTED UNENCUMBERED CASH BALANCE, JULY 1	3	50,000	50,000	50,000
REVENUES				
Student Sources:				
Tuition	4			
Fees	5			
	9	0	0	0
Federal Sources:				
Federal Grants	10		100,616	
Other Federal Income	11			
Total Federal Income	19	0	100,616	0
State Sources:				
State Operating Grant portion for operations (Form 108)	20	3,519,807	3,449,411	4,395,227
LAVTR	21			0
State Grants and Contracts	22	105,160		187,000
State Retirement Contributions**	23			
Other State Income	24			
Total State Income	29	3,624,967	3,449,411	4,582,227
Local Sources:				
Prior Year Ad Valorem Property Tax	30			0
Current Year Ad Valorem Property Tax	31		0	XXXXXXXXXX
Motor Vehicle Tax	32			0
Recreational Vehicle Tax	33			0
Delinquent Tax	34			0
In Lieu of Tax -IRB	35			0
Other Local Income	36			
Total Local Income	39	0	0	0
Other Sources:				
Gifts	40			
Interest	41			
All Other Income	42	80	2,834	17,773
Cancellation of Prior Yr Encumbrances	43			XXXXXXXXXX
Transfer from General Fund	44	8,345,132	7,531,627	20,850,000
Total Other Income	49	8,345,212	7,534,461	20,867,773
TOTAL REVENUES (9 + 19 + 29 + 39 + 49)	60	11,970,179	11,084,488	25,450,000
TOTAL RESOURCES AVAILABLE (3 + 60)	62	12,020,179	11,134,488	25,500,000

**Optional – if revenue is shown, expenditures must be included.

Adopted Budget

CURRENT FUNDS UNRESTRICTED POSTSECONDARY TECHNICAL EDUCATION	Line	2013-2014 Audited Actual	2014-2015 Unaudited Actual	2015-2016 Proposed Budget
TOTAL RESOURCES AVAILABLE	62	12,020,179	11,134,488	25,500,000
EXPENDITURES				
Education and General:				
Instruction	63	4,801,552	4,903,326	14,574,000
Research	64			
Public Service	65			
Academic Support	66	1,025,800	1,052,406	631,000
Student Services	67	165		30,000
Institutional Support	68	6,141,718	5,128,756	10,030,000
Operation and Maintenance	69	944		235,000
Scholarships	70			
TOTAL EXPENDITURES	79	11,970,179	11,084,488	25,500,000
TRANSFERS				
Non-mandatory Transfers	82			
Mandatory Transfers	83			
TOTAL TRANSFERS	89	0	0	0
TOTAL EXPENDITURES & TRANSFERS (79 + 89)	90	11,970,179	11,084,488	25,500,000
UNENCUMBERED CASH BAL JUNE 30 (62 - 90)	93	50,000	50,000	XXXXXXXXXX

Adopted Budget

CURRENT FUNDS UNRESTRICTED ADULT EDUCATION	Line	2013-2014 Audited Actual	2014-2015 Unaudited Actual	2015-2016 Proposed Budget
UNENCUMBERED CASH BALANCE JULY 1	3	10,000	10,000	10,000
REVENUES				
Student Sources:				
Tuition	4			
Fees	5			
Total Student Income	9	0	0	0
Federal Sources:				
Federal Grants	10	122,284	83,073	100,667
Other Federal Income	11	0	0	0
Total Federal Income	19	122,284	83,073	100,667
State Sources:				
LAVTR	21			0
State Grants and Contracts	22			
State Retirement Contributions**	23			
Other State Income	24	70,849	68,288	50,333
Total State Income	29	70,849	68,288	50,333
Local Sources:				
Prior Year Ad Valorem Property Tax	30			0
Current Year Ad Valorem Property Tax	31		0	XXXXXXXXXX
Motor Vehicle Tax	32			0
Recreational Vehicle Tax	33			0
Delinquent Tax	34			0
In Lieu of Tax -IRB	35			0
Other Local Income	36			
Total Local Income	39	0	0	0
Other Sources:				
Gifts	40			
Interest	41			
All Other Income	42	70,000	70,000	389,000
Cancellation of Prior Yr Encumbrances	43			XXXXXXXXXX
Total Other Income	49	70,000	70,000	389,000
TOTAL REVENUES (9 + 19 + 29 + 39 + 49)	60	263,133	221,361	540,000
TOTAL RESOURCES AVAILABLE (3 + 60)	62	273,133	231,361	550,000

**Optional -- if revenue is shown, expenditures must be included.

Adopted Budget

CURRENT FUNDS UNRESTRICTED ADULT EDUCATION	Line	2013-2014 Audited Actual	2014-2015 Unaudited Actual	2015-2016 Proposed Budget
TOTAL RESOURCES AVAILABLE	62	273,133	231,361	550,000
EXPENDITURES				
Education and General:				
Instruction	63	190,277	153,541	423,000
Research	64			
Public Service	65			
Academic Support	66			
Student Services	67			35,000
Institutional Support	68	72,856	67,820	15,000
Operation and Maintenance	69			77,000
Scholarships	70			
TOTAL EXPENDITURES	79	263,133	221,361	550,000
TRANSFERS				
Non-mandatory Transfers	82			
Mandatory Transfers	83			
TOTAL TRANSFERS	89	0	0	0
TOTAL EXPENDITURES & TRANSFERS (79 + 89)	90	263,133	221,361	550,000
UNENCUMBERED CASH BAL JUNE 30 (62 - 90)	93	10,000	10,000	xxxxxxxx
Tax Computation				
Unencumbered Cash Balance (3)	94			10,000
Tax in Process (30)	95			0
Total Resources (60 - 30)	96			540,000
6 Month Resources (50% of 96)	97			275,000
TOTAL RESOURCES (94 thru 97)	98			825,000
Total Expenditures & Transfers (90)	99			550,000
6 Month Expenditures (50% of 99)*	100			275,000
Total 18 Month Expenditures (99 + 100)	101			825,000
Tax Required (101 - 98)	102			0
Delinquent Tax Percent	103	5.0000%		0
Taxes Levied (102 + 103)	104			0

*Recommended

Adopted Budget

CURRENT FUNDS UNRESTRICTED ADULT SUPPLEMENTARY EDUCATION FUND	Line	2013-2014 Audited Actual	2014-2015 Unaudited Actual	2015-2016 Proposed Budget
UNENCUMBERED CASH BALANCE JULY 1	3		0	0
REVENUES				
Student Sources:				
Tuition	4			
Fees	5			40,000
Total Student Income	9	0	0	40,000
Federal Sources:				
Federal Grants	10			
Other Federal Income	11			
Total Federal Income	19	0	0	0
State Sources:				
State Grants and Contracts	22			
Other State Income	24			
Total State Income	29	0	0	0
Local Sources:				
Other Local Income	36			
Total Local Income	39	0	0	0
Other Sources:				
Gifts	40			
Interest	41			
All Other Income	42			10,000
Cancellation of Prior Yr Encumbrances	43			XXXXXXXXXX
Total Other Income	49	0	0	10,000
TOTAL REVENUES (9 + 19 + 29 + 39 + 49)	60	0	0	50,000
TOTAL RESOURCES AVAILABLE (3 + 60)	62	0	0	50,000

Adopted Budget

CURRENT FUNDS UNRESTRICTED ADULT SUPPLEMENTARY EDUCATION FUND	Line	2013-2014 Audited Actual	2014-2015 Unaudited Actual	2015-2016 Proposed Budget
TOTAL RESOURCES AVAILABLE	62	0	0	50,000
EXPENDITURES				
Education and General:				
Instruction	63			41,000
Research	64			
Public Service	65			1,000
Academic Support	66			2,000
Student Services	67			1,000
Institutional Support	68			
Operation and Maintenance	69			5,000
Scholarships	70			
TOTAL EXPENDITURES	79	0	0	50,000
TRANSFERS				
Non-mandatory Transfers	81			
TOTAL TRANSFERS	89	0	0	0
TOTAL EXPENDITURES & TRANSFERS (79 + 89)	90	0	0	50,000
UNENCUMBERED CASH BAL JUNE 30 (62 - 90)	93	0	0	XXXXXXXXXX

CURRENT FUNDS UNRESTRICTED AUXILIARY ENTERPRISE FUNDS	Line	2013-2014 Audited Actual	2014-2015 Unaudited Actual	2015-2016 Proposed Budget							2015-2016 Proposed Budget
				Drom Fund	Union Fund	Athletic Fund	Cosmetology Fund	Misc Fund			
UNENCUMBERED CASH BALANCE JULY 1	3	2,804,016	3,247,526	2,066,291	915,903	159,186		662,889	3,804,269		
REVENUES											
Student Sources	9	1,744,913	1,940,115	5,480,000	800,000		10,000		6,290,000		
Federal Sources	15								0		
Gifts and Grants	50								0		
Sales	53	1,568,226	1,497,674		5,650,000		500,000	40,000	6,190,000		
Other Income	52	200,252	1,592,919	20,000	50,000	170,000		4,210,000	4,450,000		
Cancel of Pr Yr Enc	51			XXXXXXXXXX	XXXXXXXXXX	XXXXXXXXXX	XXXXXXXXXX	XXXXXXXXXX	XXXXXXXXXX		
TOTAL REVENUES	54	3,513,391	5,030,708	5,500,000	6,500,000	170,000	510,000	4,250,000	16,930,000		
EXPENDITURES											
Salaries & Benefits	69	395,762	388,802	40,050	346,000			25,000	411,050		
Gen Operating Exp	70	296,237	285,313	505,000	180,000	170,000	500,000	155,000	1,510,000		
Supplies	71	31,082	5,844	22,000	30,000		10,000	25,000	87,000		
Cost of Goods Sold	72	736,316	809,274	0	5,114,000				5,114,000		
Equipment	73	128,063	1,259,123	78,282	65,000			20,000	163,282		
Mince/Repairs	74	104,083	192,997	185,000	375,000			25,000	585,000		
Food Service	75	1,039,487	1,134,033	4,272,955	390,000				4,662,955		
Other	76							4,000,000	4,000,000		
Lease Payments	77	338,851	398,579	396,713					396,713		
TOTAL EXPENDITURES	78	3,069,881	4,473,965	5,500,000	6,500,000	170,000	510,000	4,250,000	16,930,000		
TRANSFERS											
Mandatory Transfers	80								0		
Non-mandatory Transfers	81								0		
TOTAL TRANSFERS	89	0	0	0	0	0	0	0	0		
TOTAL EXPENDITURES & TRANSFERS (78 + 89)	90	3,069,881	4,473,965	5,500,000	6,500,000	170,000	510,000	4,250,000	16,930,000		
UNENCUMBERED CASH BALANCE JUNE 30 (3 + 54 - 90)	92	3,247,526	3,804,269	2,066,291	915,903	159,186	0	662,889	3,804,269		

Adopted Budget

PLANT FUNDS		2013-2014	2014-2015	2015-2016
CAPITAL OUTLAY	Line	Audited	Unaudited	Proposed
UNENCUMBERED CASH BALANCE JULY 1	3	595,715	304,892	382,846
REVENUES				
Federal Sources:				
Federal Grants	10			
Other Federal Income	11			
Total Federal Income	19	0	0	0
State Sources:				
LAVTR	21			0
Other State Income	24			
PEI Loan Program Income	25			
Total State Income	29	0	0	0
Local Sources:				
Prior Year Ad Valorem Property Tax	30			0
Current Year Ad Valorem Property Tax	31		0	XXXXXXXXXX
Motor Vehicle Tax	32			0
Recreational Vehicle Tax	33			0
Delinquent Tax	34			0
In Lieu of Tax -IRB	35			0
Other Local Income	36	162,500		
Total Local Income	39	162,500	0	0
Other Sources:				
Gifts	40			
Interest	41			
All Other Income	42	70,366	241,267	514,769
Cancellation of Prior Yr Encumbrances	43			XXXXXXXXXX
Tax Credit Donations Income	44			
Total Other Income	49	70,366	241,267	514,769
TOTAL REVENUES				
(19 + 29 + 39 + 49)	60	232,866	241,267	514,769
TOTAL RESOURCES AVAILABLE (3 + 60)	62	828,581	546,159	897,615

Adopted Budget

PLANT FUNDS CAPITAL OUTLAY	Line	2013-2014 Audited Actual	2014-2015 Unaudited Actual	2015-2016 Proposed Budget
TOTAL RESOURCES AVAILABLE	62	828,581	546,159	897,615
EXPENDITURES				
Plant Equipment and Facility	71	523,689	163,313	1,050,000
Principal on Bonds	72			
Interest and Fees	73			
Payments to Reserves	74			
Cash-Basis Reserve	75			
TOTAL EXPENDITURES	79	523,689	163,313	1,050,000
TOTAL TRANSFERS	89			
TOTAL EXPENDITURES & TRANSFERS (79+89)	90	523,689	163,313	1,050,000
UNENCUMBERED CASH BAL JUNE 30 (62 - 90)	93	304,892	382,846	XXXXXXXXXX
Tax Computation				
Unencumbered Cash Balance (3)	94			382,846
Tax in Process (40)	95			0
Total Resources (60 - 40)	96			514,769
6 month Resources (50% of 96)	97			257,385
Total Resources (94 thru 97)	98			1,155,000
Total Expenditures & Transfers (90)	99			1,050,000
6 Month Expenditures (50% of 99)*	100			105,000
Total 18 Month Expenditures (99 + 100)	101			1,155,000
Tax Required (101 - 98)	102			0
Delinquent Tax Percent	103	5.0%		0
Taxes Levied (102 + 103)	104			0

*Recommended

FORM 263

Proration of Estimated Motor Vehicle Property Tax, Recreational Vehicle Property Tax,
and In Lieu of Taxes on Industrial Revenue Bonds, and Local Ad Valorem Tax Reduction
2015 - 2016

Do Not Anticipate Revenues from Motor Vehicle Property Tax, Recreational Vehicle Property Tax and In Lieu of Taxes on Ind. Rev. Bonds For New Levies Made in
2014-2015 School Year Until March 2016. For new levies made in 2015-2016 revenues will not be received until March 2017.

	(1) 2014 Taxes Levied (Dollars)(a)	(2) Percent of Total Taxes Levied (b)	(3) Motor Vehicle Property Tax (d)	(4) Recreational Vehicle Property Tax (d)	(5) In Lieu of Taxes in Ind. Rev. Bonds (d)	(6) Local Ad Valorem Tax Reduction Fund
1. General	\$8,959,263	100.00%	\$1,032,768	\$15,291	\$0	
2. Postsecondary Tech Ed	\$0	0.00%	\$0	\$0	\$0	
3. Adult Education	\$0	0.00%	\$0	\$0	\$0	
4. Employee Benefit	\$0	0.00%	\$0	\$0	\$0	
5. Capital Outlay	\$0	0.00%	\$0	\$0	\$0	
6. Bond and Interest	\$0	0.00%	\$0	\$0	\$0	
7. Special Assessment	\$0	0.00%	\$0	\$0	\$0	
8. No Fund Warrants	\$0	0.00%	\$0	\$0	\$0	
9. _____		0.00%	\$0	\$0	\$0	
10. _____		0.00%	\$0	\$0	\$0	
11. TOTAL	\$8,959,263	100.00%	\$1,032,768	\$15,291	\$0	\$0

- (a) Do not include taxes levied for any funds in which a budget will not be made in 2015-2016.
- (b) Divide each fund's tax levy by total tax dollars levied.
- (c) Should equal 100 percent.
- (d) Take the amount on line 11 times the calculated percentage for each fund from Column 2.
- (e) These figures will come from Form 112 for the period 7/1/15 - 6/30/16.
- (f) The college may place this amount in any or all levy funds.

FORM 112
TAX IN PROCESS OF COLLECTION AND INFORMATION NEEDED
FROM THE COUNTY TREASURER TO PREPARE COMMUNITY COLLEGE BUDGET FORMS
2015-2016

	General Fund	Postsecondary Technical Education Fund	Adult Basic Education Fund
1. County Treasurer Balance 6/30/15*	\$0		
2. 2014 Actual Taxes Levied*	\$8,959,263		
3. Less: delinquent taxes	\$447,963	\$0	\$0
4. Less: 2014 Taxes Received*	\$7,888,618		
5. Total Deductions (add Lines 3 + 4)	\$8,336,581	\$0	\$0
6. 2014 taxes receivable (taxes in process of collection 6/30/15) (Line 2 less Line 5)	\$622,682	\$0	\$0
7. Estimated Revenue from Delinquent Taxes during the next 18 months (7-1-13 to 12-31-14) (Line 3 x 75%)	\$335,972	\$0	\$0
8. Estimated Delinquent Tax (12 months) (Line 7 x .6666)	\$223,959	\$0	\$0

*These amounts are available from the County Treasurer

For more information, see K.S.A. 79-5111, K.S.A. 79-5a27, and K.S.A. 79-5a28

Community College
County Barton

FORM 112

TAX IN PROCESS OF COLLECTION AND INFORMATION NEEDED
FROM THE COUNTY TREASURER TO PREPARE COMMUNITY COLLEGE BUDGET FORMS
2015-2016

	Capital Outlay Fund	Bond and Interest Fund	Special Assessment	No Fund Warrants
1. County Treasurer Balance 6/30/15*				
2. 2014 Actual Taxes Levied*				
3. Less: delinquent taxes	5.0%	\$0	\$0	\$0
4. Less: 2014 Taxes Received*				
5. Total Deductions (add Lines 3 + 4)		\$0	\$0	\$0
6. 2014 taxes receivable (taxes in process of collection 6/30/15) (Line 2 less Line 5)		\$0	\$0	\$0
7. Estimated Revenue from Delinquent Taxes during the next 18 months (7-1-13 to 12-31-14) (Line 3 x 75%)		\$0	\$0	\$0
8. Estimated Delinquent Tax (12 months) (Line 7 x .6666)		\$0	\$0	\$0
* (9) Estimated Motor Vehicle Property Tax (Include 16/20 M Truck Tax) 7/1/15 to 6/30/16	\$1,032,768			
* (10) Estimated Recreational Vehicle Property Tax 7/1/15 to 6/30/16	\$15,291			
* (11) Estimated In Lieu of Taxes on Industrial Revenue Bonds 7/1/15 to 6/30/16				
* (12) Estimated Local Ad Valorem Tax Reduction Fund 7/1/15 to 6/30/16				
Actual Delinquency for 2013 Taxes *	1.3%			
Estimated Delinquency Rate used in this budget	5.0%			

* These amounts are available from the County Treasurer

Community College Name: Barton Community College

County: Barton

FORM 108

PAGE 1

STATE FUNDING

- 1. Total FY 2016 Estimated State Funding (Tiered/Non-Tiered) - calculated by the Kansas Board of Regents - K.S.A. 71-614
- 2. Portion of FY 2016 State Funding for tax relief
- 3. Portion of FY 2016 State Funding for college operations

	General Fund	PTE Fund
1. Total FY 2016 Estimated State Funding (Tiered/Non-Tiered) - calculated by the Kansas Board of Regents - K.S.A. 71-614		
2. Portion of FY 2016 State Funding for tax relief	\$3,519,807	\$4,395,227
3. Portion of FY 2016 State Funding for college operations		