



HLC Accreditation Evidence

Title: National Center for Educational Statistics - IPEDS Retention and Graduation

Office of Origin: President - Institutional Effectiveness



Name of School

States (use map for more than 1 state)

No Preference
Alabama
Alaska
Arizona



ZIP Code

Miles from

Programs/Majors

0 Items Selected



Level of Award ?

Certificate	Associate's
Bachelor's	Advanced

Institution Type ?

Public	4-year
Private non-profit	2-year
Private for-profit	< 2-year

+ MORE SEARCH OPTIONS

[Guide Me](#) | [Clear Search](#)

Barton County Community College

245 NE 30th Road, Great Bend, Kansas 67530



Distance from ZIP: 0.0 miles from 67530
General information: (620) 792-2701
Website: www.bartonccc.edu
Type: 2-year, Public
Awards offered: Less than one year certificate
One but less than two years certificate
Associate's degree
Campus setting: Rural: Fringe
Campus housing: Yes
Student population: 4,352 (all undergraduate)
Student-to-faculty ratio: 20 to 1

[View Full Map](#)

IPEDS ID: 154697
OPE ID: 00460800

[Expand All](#) | [Collapse All](#)

+ GENERAL INFORMATION

+ TUITION, FEES, AND ESTIMATED STUDENT EXPENSES

+ FINANCIAL AID

+ NET PRICE

+ ENROLLMENT

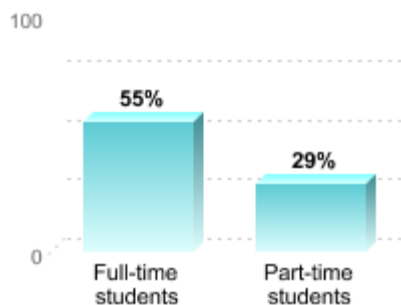
+ ADMISSIONS

- RETENTION AND GRADUATION RATES

FIRST-TO-SECOND YEAR RETENTION RATES

Retention rates measure the percentage of first-time students who return to the institution to continue their studies the following fall.

RETENTION RATES FOR FIRST-TIME STUDENTS



Percentage of Students Who Began Their Studies in Fall 2015 and Returned in Fall 2016

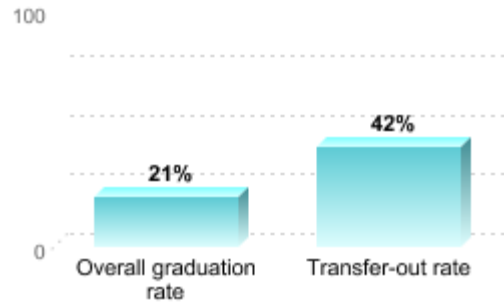
OVERALL GRADUATION RATE AND TRANSFER-OUT RATE

The overall graduation rate is also known as the "Student Right to Know" or IPEDS graduation rate. It tracks the progress of students who began their studies as **full-time, first-time degree- or certificate-seeking students** to see if they complete a degree or other award such as a certificate within 150% of "normal time" for completing the program in which they are enrolled.

Some institutions also report a transfer-out rate, which is the percentage of the full-time, first-time students who transferred to another institution.

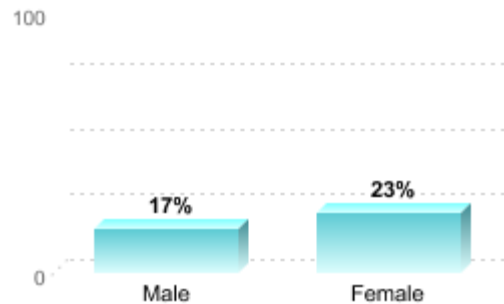
Note that not all students at the institution are tracked for these rates. Students who have already attended another postsecondary institution, or who began their studies on a part-time basis, are not tracked for this rate. **At this institution, 29 percent of entering students were counted as "full-time, first-time" in 2016.**

OVERALL GRADUATION AND TRANSFER-OUT RATES FOR STUDENTS WHO BEGAN THEIR STUDIES IN FALL 2013



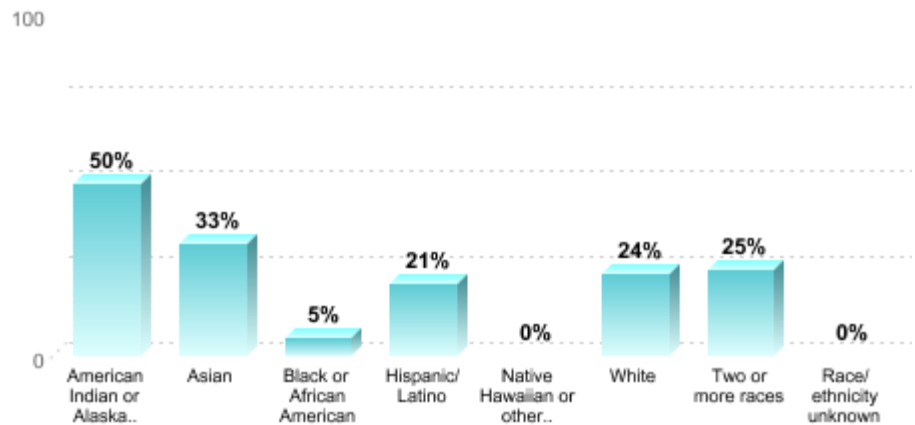
Percentage of Full-time, First-Time Students Who Graduated or Transferred Out Within 150% of "Normal Time" to Completion for Their Program

OVERALL GRADUATION RATE BY GENDER



Percentage of Full-time, First-time Students Who Began Their Studies in Fall 2013 and Graduated Within 150% of "Normal Time" to Completion for Their Program

OVERALL GRADUATION RATE BY RACE/ETHNICITY

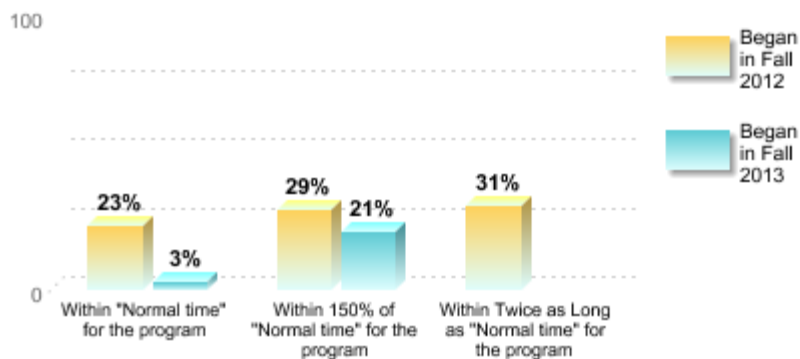


Percentage of Full-time, First-time Students Who Began Their Studies in Fall 2013 and Graduated Within 150% of "Normal Time" to Completion for Their Program

GRADUATION RATES BY TIME TO COMPLETION

Graduation rates can be measured over different lengths of time. "Normal time" is the typical amount of time it takes full-time students to complete their program. For example, the "normal" amount of time for many associate's degree programs is 2 years. Not all students complete within the normal time, so graduation rates are measured by other lengths of time as well, including "150% of normal time" (e.g., 3 years for a 2-year program) and "200% of normal time," or twice as long as the normal time (e.g., 4 years for a 2-year program).

GRADUATION RATES FOR STUDENTS WHO BEGAN THEIR PROGRAM IN FALL 2012 OR FALL 2013, BY TIME TO COMPLETION



Percentage of Full-time, First-time Students Who Graduated in the Specified Amount of Time

- [+ PROGRAMS/MAJORS](#)
- [+ SERVICEMEMBERS AND VETERANS](#)
- [+ VARSITY ATHLETIC TEAMS](#)
- [+ ACCREDITATION](#)
- [+ CAMPUS SECURITY](#)
- [+ COHORT DEFAULT RATES](#)

IES : NCES National Center for Education Statistics

Explore the Institute of Education Sciences

- | | |
|---|--|
| <ul style="list-style-type: none"> Home About <ul style="list-style-type: none"> Office of Director Deputy Director for Administration and Policy Deputy Director for Science Standards and Review Office Publications Data Funding News | <ul style="list-style-type: none"> IES Centers <ul style="list-style-type: none"> NCEE NCER NCES <ul style="list-style-type: none"> Home About Programs Publications Data School Search News Kids' Zone NCSER |
|---|--|

- [IES Policies and Standards](#)
- [Public Access Policy](#)
- [Privacy and Security Policies](#)
- [NCES Statistical Standards](#)
- [Peer Review Process](#)
- [ED Data Inventory](#)
- [Fed Stats](#)

- [Additional Resources](#)
- [ERIC](#)
- [Sitemap](#)
- [Organizational Chart](#)

- [Contact Us](#)
- U.S. Department of Education**