



HLC Accreditation Evidence

- **Student Success Infographic**
- URL: <https://www.bartonccc.edu/planning/kpi-metrics-dashboard/student-completion>

Office of Origin:

Vice President of Student Services

Contact(s):

- Vice President of Student Services
- Executive Director of Foundational Education

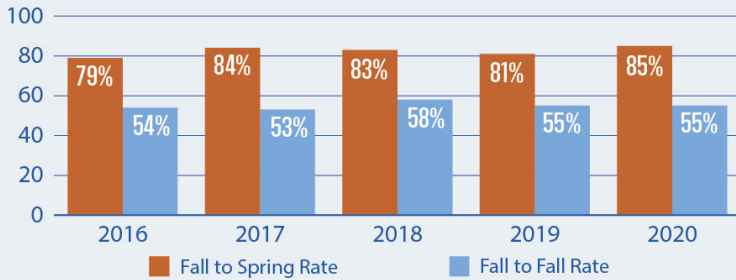
Student Success

Student Services Survey – Fall 2020

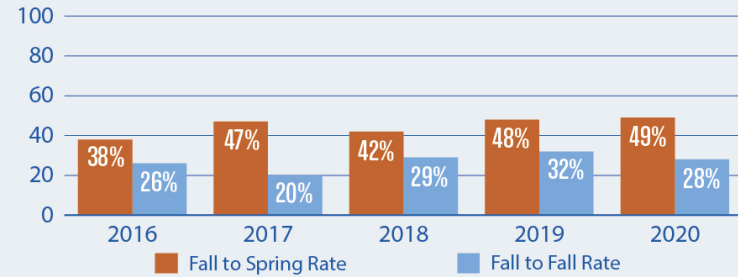
Student Success

Student Services Survey | Fall 2020

Retention | Full time

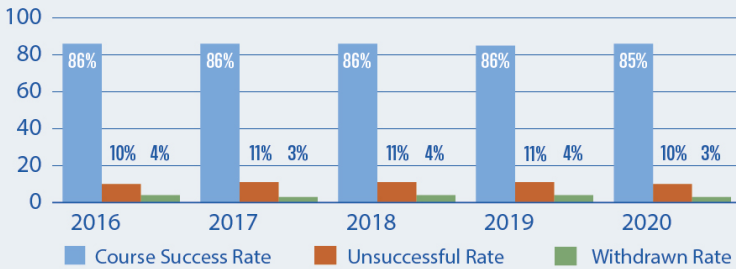


Retention | Part time



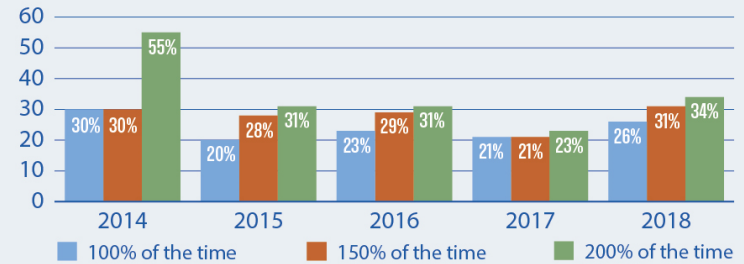
The retention rate is percentage of first-time degree seeking students from the previous fall who either re-enrolled or successfully completed their program by the current fall.

Course Success Rate



Course Success Rate: course completers who earned A, B or C grades
 Unsuccessful Rate: course completers who earned D or F grades

Program Completion



The program completion rate is the percentage of IPEDS first-time, full-time degree-seeking cohort students who completed their program in 100%, 150%, or 200% of "normal time."