



HLC Accreditation Evidence

- KPI Metrics Dashboard

URL: <https://www.bartonccc.edu/planning/kpi-metrics-dashboard>

Office of Origin:

- Institutional Effectiveness

Contact(s):

- Director of Institutional Effectiveness



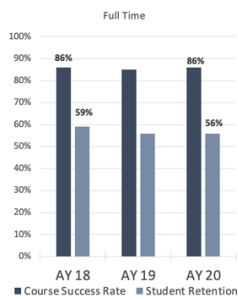
KPI Metrics Dashboard

KPI Dashboard - Click each graphic for more details

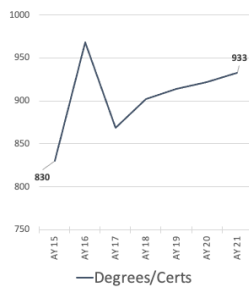
Academic Year (AY) – Fall-Spring-Summer (Example: AY 22 is Fall '21 – Spring '22 – Summer '22)

Fiscal Year (FY) – July 1st - June 30th (Example: FY 22 is July 1st, 2021 - June 30th, 2022)

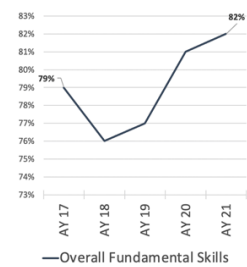
STUDENT SUCCESS



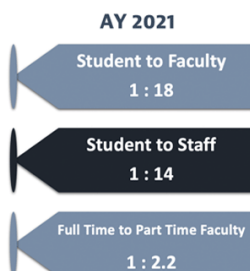
STUDENT COMPLETION



STUDENT LEARNING



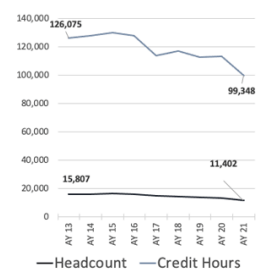
RATIOS



PARTNERSHIPS

1101	Total Partnerships
747	Unique Partners
342	Top Types of Partnerships
264	Advisory Board

ENROLLMENTS





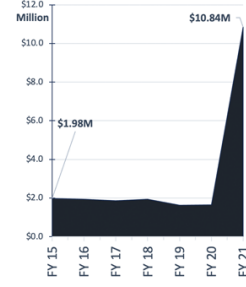
AY 2021

- Noel Levitz: 86% Positive Response Rate
- PACE: 4/4 Top Level Collaborative System
- Student Satisfaction: 91% Positive Response Rate

COMPOSITE FINANCIAL INDEX



GRANT DOLLARS



BARTON

COMMUNITY COLLEGE

- MyBarton Portal
- Privacy
- Employment
- Text Alert
- Notice of Non-discrimination
- Policies and Procedures
- Net Price Calculator
- Kansas DegreeStats
- Transparency
- Faculty and Staff

- Barton Home
- Barton Online
- Ft. Leavenworth Campus
- Ft. Riley Campus
- Grandview Plaza Campus
- Barton Safety Training
- Military Training
- Barton Foundation



Barton Community College
 245 NE 30 RD
 Great Bend, KS 67530
 (800) 748-7594 | (620) 792-2701

[Feedback](#) | [Contact](#)

Talk to us!