

*BARTON COMMUNITY COLLEGE
BARTON COUNTY, KANSAS*

*Financial Statements
June 30, 2012 and 2011*

*D. McMillen, Chartered
Certified Public Accountants
2200 Lakin, Suite A
Great Bend, KS 67530*

BARTON COMMUNITY COLLEGE
INDEX
FOR THE YEAR ENDED JUNE 30, 2012 AND 2011

CONTENTS	PAGE
MANAGEMENT'S DISCUSSION AND ANALYSIS	i-v
INDEPENDENT AUDITOR'S REPORT	1-2
REPORT ON INTERNAL CONTROL OVER FINANCIAL REPORTING AND ON COMPLIANCE AND OTHER MATTERS BASED ON AN AUDIT OF FINANCIAL STATEMENTS PERFORMED IN ACCORDANCE WITH GOVERNMENT AUDITING STANDARDS	3-4
INDEPENDENT AUDITORS' REPORT ON COMPLIANCE WITH REQUIREMENTS THAT COULD HAVE A DIRECT AND MATERIAL EFFECT ON EACH MAJOR PROGRAM AND ON INTERNAL CONTROL OVER COMPLIANCE IN ACCORDANCE WITH OMB CIRCULAR A-133	5-6
BASIC FINANCIAL STATEMENTS:	
STATEMENT OF NET ASSETS	7
STATEMENT OF REVENUES, EXPENSES, AND CHANGES IN NET ASSETS	8
STATEMENT OF CASH FLOWS - COLLEGE	9-10
STATEMENT OF CASH FLOWS - FOUNDATION	11
NOTES TO FINANCIAL STATEMENTS	12-35
SUPPLEMENTAL DATA OTHER THAN MD&A:	
COMBINING SCHEDULES:	
COMBINING STATEMENT OF NET ASSETS	36-37
COMBINING STATEMENT OF REVENUES, EXPENSES AND CHANGES IN NET ASSETS	38-41
COMBINING STATEMENT OF CASH FLOWS	42-43
BUDGETARY COMPARISON SCHEDULES:	
GENERAL FUND	44
VOCATIONAL EDUCATION FUND	45
ADULT BASIC EDUCATION FUND	46
ADULT SUPPLEMENTARY EDUCATION FUND	47
CAPITAL OUTLAY FUND	48
ATHLETIC FUND	49
CAMP ALDRICH FUND	50
STUDENT DORMITORY FUND	51
STUDENT UNION FUND	52
COSMETOLOGY FUND	53
FEDERAL AND STATE AWARDS:	
SCHEDULE OF EXPENDITURES OF FEDERAL AND STATE AWARDS	54
NOTES TO SCHEDULE OF EXPENDITURES OF FEDERAL AND STATE AWARDS	55
SCHEDULE OF FINDINGS AND QUESTIONED COSTS	56-57

BARTON COUNTY COMMUNITY COLLEGE

Management's Discussion and Analysis

June 30, 2012

Overview of the Financial Statements and Financial Analysis

Barton County Community College ("College") is presenting this discussion and analysis of its financial statements to provide an overview of the financial activities for the year. The annual financial statements are presented in accordance with pronouncements issued by the Government Accounting Standards Board (GASB), the authoritative body for establishing Generally Accepted Accounting Principles (GAAP) for state and local governments, including public institutions of higher learning. The statements and notes continue to improve so that readers may receive full value from this information.

As defined by generally accounting principles established by GASB, the financial reporting entity consists of the College, as well as its component unit, the Barton County Community College Foundation. The following discussion focuses on the College; separately issued audited financial statements for the Foundation can be obtained as discussed in note 1.

The basic financial statements focus on the College as a whole. The statements are designed to emulate corporate presentation models whereby all College activities are consolidated into one total. There are three financial statements presented: the Statement of Net Assets; the Statements of Revenues, Expenses, and Changes in Net Assets; and, the Statement of Cash Flows. The discussions about these statements are based on comparative data and certain ratios.

Statement of Net Assets

The Statement of Net Assets is a point of time financial statement. The purpose of the Statement of Net Assets is to present to the readers of the financial statements a fiscal snapshot of Barton County Community College. The Statement of Net Assets presents end-of-year data concerning Assets (current and non-current), Liabilities (current and non-current), and Net Assets (Assets minus Liabilities).

From the data presented, readers of the Statement of Net Assets are able to determine the assets available to continue the operations of the institution. They are also able to determine how much the institution owes vendors, investors, and lending institutions.

Finally, the Statement of Net Assets provides a picture of the net assets (assets minus liabilities) and their availability for expenditure by the institution.

Net assets are divided into three major categories. The first category, invested in capital assets, net of debt, provides the institution's equity in property, plant and equipment

owned by the institution. The next asset category is restricted net assets, which is divided into two categories, non-expendable and expendable. The corpus of non-expendable restricted resources is only available for investment purposes. Expendable restricted net assets are available for expenditure by the institution but must be spent for specific purposes as determined by donors and/or external entities that have placed time or purpose restrictions on the use of the assets. The final category is unrestricted net assets. Unrestricted assets are available to the institution for any lawful purpose of the institution.

Statement of Net Assets

	<u>2012</u>	<u>2011</u>
Assets:		
Current assets	\$ 21,763,384	\$ 19,317,926
Capital assets, net	16,484,486	16,741,787
Other assets	<u>300,381</u>	<u>315,408</u>
Total Assets	\$ 38,548,251	\$ 36,375,121
Liabilities:		
Current Liabilities	\$ 2,201,047	\$ 2,059,066
Non-current Liabilities	<u>7,895,525</u>	<u>8,291,832</u>
Total Liabilities	\$ 10,096,572	\$ 10,350,898
Net Assets:		
Invested in capital assets, net of debt	\$ 8,001,555	\$ 7,864,022
Restricted – non-expendable	0	0
Restricted – expendable	3,136,030	4,208,687
Unrestricted	<u>17,314,094</u>	<u>13,951,514</u>
Total Net Assets	\$ 28,451,679	\$ 26,024,223

The college's net assets increased over last year. Our overall enrollment increased this past year, although state financial support did not keep up with the increase. The largest increases followed the nationwide trend toward distance education as the way the education is delivered.

For 2012, capital assets comprised 43% of total assets, which is a slight decrease over last year. Total liabilities are 26% of total assets, which is a decrease from the past year. Unrestricted net assets are 61% of total net assets, which is an increase over the previous year. Financially, we saw an increase in assets over the previous year.

Statement of Revenues, Expenses and Changes in Net Assets

Changes in total net assets as presented on the Statement of Net Assets are based on the activity presented in the Statement of Revenues, Expenses, and Changes in Net Assets. The purpose of the statement is to present the revenues received by the institution, both operating and non-operating, the expenses paid by the institution, operating and non-operating, and any other revenues, expenses, gains and losses received or spent by the institution.

Generally speaking, operating revenues are received for providing goods and services to the various customers and constituencies of the institution. Operating expenses are those expenses paid to acquire or produce the goods and services provided in return for the operating revenues, and to carry out the mission of the institution. Non-operating revenues are revenues received for which goods and services are not provided. Examples of non-operating revenues are state appropriations and local ad valorem taxes. These are “non-operating” because the Kansas Board of Regents provides state appropriations to the institution, and the Kansas Board of Regents does not directly receive goods or services for those revenues. Like the state appropriations, the property owners of Barton County provide the local ad valorem taxes, and the property owners do not directly receive goods or services for those revenues.

Statement of Revenues, Expenses and Changes in Net Assets

	<u>2012</u>	<u>2011</u>
Operating revenues	\$ 28,852,545	\$ 26,080,313
Operating expenses	<u>43,501,638</u>	<u>40,067,172</u>
Operating loss	(14,649,093)	(13,986,859)
Net non-operating revenues (expenses)	<u>17,076,550</u>	<u>16,976,520</u>
Net increase (decrease) in net assets	2,427,457	2,989,661
Net assets - beginning of year	<u>26,024,223</u>	<u>22,530,325</u>
Net assets - end of year	<u>\$ 28,451,680</u>	<u>\$ 26,024,223</u>

The Statement of Revenues, Expenses, and Changes in Net Assets reflect a positive year for 2012 with our net assets increasing as compared to last year. Although credit hour production increased for the year, and our in-state hours increased for the year, the state support for these hours decreased. Our BartOnline distance education continues to increase, and our EduKan business also ended up increasing. Increases in student tuition helped offset the decrease in state funding.

Operations at Ft. Riley increased by 11% over the previous year and with the addition of Ft. Leavenworth our expectation is that we will continue to see growth next year. The number of students occupying student housing remained stable as compared to last year,

and with a change in housing rates, our housing revenues increased slightly over the previous year.

State support decreased by almost \$100,000 over the previous year which was partially made up by local property taxes.

We were able to provide salary increases for our employees this past year. Our health insurance plan, which operates on a self-insured basis, continues to see increases in its costs. Two years ago the health plan's cash reserve was at an all-time low. The college increased the contributions for each employee and the reserve had stabilized by the end of the last FY. We continue to add to our Health Plan reserve in preparation for upcoming changes due to Health Care reform. Because health insurance is a major employee benefit, the college continues to cover the cost of a single plan for our employees.

Statement of Cash Flows

The final statement presented by Barton County Community College is the Statement of Cash Flows. The Statement of Cash Flows presents detailed information about the cash activity of the institution during the year. The statement is divided into five parts. The first part deals with operating cash flows and shows the net cash used by the operating activities of the institution. The second section reflects cash flows from noncapital financing activities. This section reflects the cash received and spent for non-operating, non-investing, and non-capital financing purposes. The third section reflects the cash flows from capital and related financing activities. This section deals with the cash used for the acquisition and construction of capital and related items. The fourth section deals with cash flows from investing activities and shows the interest received from investing activities. The fifth section reconciles the net cash used to the operating income or loss reflected on the Statement of Revenues, Expenses, and Changes in Net Assets.

Cash Flows for the Year

	<u>2012</u>	<u>2011</u>
Net cash provided (used) by:		
Operating activities	\$ (13,625,573)	\$ (13,446,055)
Non-capital financing activities	17,048,383	16,943,925
Capital and related financing activities	(904,329)	(1,786,169)
Investing activities	<u>28,166</u>	<u>32,593</u>
Net Change in Cash	2,546,647	1,744,294
Cash - beginning of year	<u>17,953,125</u>	<u>16,208,832</u>
Cash - end of year	<u>\$ 20,499,772</u>	<u>\$ 17,953,126</u>

The cash flow statement reflects the successful continued growth in cash. Due to our increased growth, our enrollment revenue was able to offset the decrease in state funding. The college's cash balance increases will help the future operations of the college.

Capital Asset and Debt Administration

At fiscal year-end, the College had \$27,408,684 of plant, property, and equipment which is an increase of \$362,606 over the prior year. The related accumulated depreciation increased to \$10,924,197 with depreciation charges of \$619,907 recognized in the current fiscal year. More detailed financial activity related to the changes in Capital Assets is presented in Note 3 (Capital Assets).

The College decreased long-term debt by a net amount of \$394,833 in 2012. This decreases long-term debt to \$8,290,603 at fiscal year-end. More detailed financial information related to Long Term Debt is presented in note 4 and 5.

Economic Outlook

Barton's enrollment in all of our sectors of education has been impacted positively. Our distance education continues to grow and we do not see any indicators that this growth has leveled off. Our Ft. Riley operations increased over the past year and with the addition of Ft. Leavenworth our expectation is that we will continue to see increases in enrollment in this area. The method of delivering education continues to move to distance education versus traditional face-to-face delivery, although our EduKan enrollment appears to have leveled off.

Our dependency on state funding and local valuations for funding play a major role in our financial success. The political and financial uncertainty of the state will continue to be a challenge for higher education. An alternative funding formula was adopted for community colleges and has replaced the funding formula that has been used since SB345 was passed. As long as Barton's growth outpaces the average community college growth, the new funding formula will benefit us.

The college will continue to be good stewards of the local and state funding that it receives, and will take appropriate actions to continue the growth and success of its educational operations.

Mark Dean
Dean of Administration

D. McMillen, Chartered

Certified Public Accountants

2200 Lakin, Suite A
Great Bend, KS 67530

Tele: 620-792-2588
Fax: 620-792-6728

INDEPENDENT AUDITOR'S REPORT

Board of Trustees
Barton Community College
Barton County, Kansas

We have audited the accompanying statement of net assets of Barton Community College (College), Barton County, Kansas, as of June 30, 2012 and 2011, and the related statement of revenues, expenses and changes in net assets and the statement of cash flows for the years then ended. These financial statements are the responsibility of the College's management. Our responsibility is to express an opinion on these financial statements based on our audits. We did not audit the financial statements of Barton Community College Foundation (Foundation), component unit of the College. Those statements were audited by other auditors, whose report has been furnished to us, and in our opinion, insofar as it relates to the amounts included for the Foundation, is based solely on the report of the other auditors.


We conducted our audits in accordance with auditing standards generally accepted in the United States of America, the *Kansas Municipal Guide* and the standards applicable to financial audits contained in *Government Auditing Standards*, issued by the Comptroller General of the United States. Those standards require that we plan and perform the audit to obtain reasonable assurance about whether the financial statements are free of material misstatement. The financial statements of the Foundation were not audited in accordance with *Government Auditing Standards*. An audit includes examining, on a test basis, evidence supporting the amounts and disclosures in the financial statements. An audit also includes assessing the accounting principles used and significant estimates made by management, as well as evaluating the overall financial statement presentation. We believe that our audits and the report of the other auditors provide a reasonable basis for our opinion.

In our opinion, based on our audit and the report of the other auditors, the financial statements referred to above present fairly, in all material respects, the respective financial position of the College and the Foundation, as of June 30, 2012 and 2011, and the changes in their net assets and cash flows for the years then ended, in conformity with accounting principles generally accepted in the United States of America.

In accordance with *Government Auditing Standards*, we have also issued our report dated December 27, 2012, on our consideration of the College's internal control over financial reporting and our tests of compliance with certain provisions of laws, regulations, contracts, grant agreements and other matters. The purpose of that report is to describe the scope of our testing of internal control over financial reporting and compliance and the results of that testing, and not to provide an opinion on the internal control over financial reporting or on compliance. That report is an integral part of an audit performed in accordance with *Government Auditing Standards* and important for assessing the results of our audits.

Accounting principles generally accepted in the United States of America require that the management's discussion and analysis and budgetary comparison information on pages i through v and 42 through 51 be presented to supplement the basic financial statements. Such information, although not a part of the basic financial statement, is required by the Governmental Accounting Standards Board, who considers it to be an essential part of financial reporting for placing the basic financial statements in an appropriate operational, economic, or historical context. We have applied certain limited procedures to the required supplementary information in accordance with auditing standards generally accepted in the United States of America, which consisted of inquires of management about the methods of preparing the information and comparing the information for consistency with management's responses to our inquiries, the basic financial statements, and other knowledge we obtained during our audit of the basic financial statements. We do not express an opinion or provide any assurance on the information because the limited procedures do not provide us with sufficient evidence to express an opinion or provide any assurance.

Our audits were conducted for the purpose of forming an opinion on the financial statements that collectively comprise the College's basic financial statements. The combining schedules listed in the index and on pages 34 through 41, are presented for purposes of additional analysis and are not a required part of the financial statements of the College. The accompanying schedule of expenditures of federal and state awards as listed in the index is presented for purposes of additional analysis as required by U.S. Office of Management and Budget Circular A-133, *Audits of States, Local Governments and Non-Profit Organizations*, and is also not a required part of the financial statements of the College. The schedule of expenditures of federal awards is the responsibility of management and was derived from and related directly to the underlying accounting and other records used to prepare the financial statements. The information has been subjected to the auditing procedures applied in the audit of the financial statements and certain additional procedures, including comparing and reconciling such information directly to the underlying accounting and other records used to prepare the financial statements or to the financial statements themselves, and other additional procedures in accordance with auditing standards generally accepted in the United States of America. In our opinion, the information is fairly stated in all material respects in relation to the financial statements as a whole.

A handwritten signature in cursive script, appearing to read "D. McMillen", is written in black ink.

D. McMillen, Chartered
Certified Public Accountants

Great Bend, Kansas
December 27, 2012

D. McMillen, Chartered

Certified Public Accountants

2200 Lakin, Suite A
Great Bend, KS 67530

Tele: 620-792-2588
Fax: 620-792-6728

REPORT ON INTERNAL CONTROL OVER FINANCIAL REPORTING AND ON COMPLIANCE AND OTHER MATTERS BASED ON AN AUDIT OF FINANCIAL STATEMENTS PERFORMED IN ACCORDANCE WITH GOVERNEMENT AUDITING STANDARDS

Board of Trustees
Barton Community College
Barton County, Kansas

We have audited the financial statements of Barton Community College (College) as of and for the year ended June 30, 2012 and have issued our report thereon dated December 27, 2012. We did not audit the financial statements of Barton Community College Foundation (Foundation), a component unit of the College. Those statements were audited by other auditors whose report has been furnished to us, and our opinion, insofar as it relates to the amounts included for the Foundation, is based solely on the report of the other auditors. We conducted our audit in accordance with auditing standards generally accepted in the United States of America and the standards applicable to financial audits contained in *Government Auditing Standards*, issued by the Comptroller General of the United States. The financial statements of the Foundation were not audited in accordance with *Government Auditing Standards*.

Internal Control Over Financial Reporting

Management of the College is responsible for establishing and maintaining effective internal control over financial reporting. In planning and performing our audit we considered the College's internal control over financial reporting as a basis for designing our auditing procedures for the purpose of expressing our opinions on the financial statements, but not for the purpose of expressing an opinion on the effectiveness of the College's internal control over financial reporting. Accordingly, we do not express an opinion on the effectiveness of the College's internal control over financial reporting.


A *deficiency in internal control* exists when the design or operation of a control does not allow management or employees, in the normal course, of performing their assigned functions, to prevent or detect mis-statements on a timely basis. A *material weakness* is a deficiency, or combination of deficiencies, in internal control such that there is a reasonable possibility that a material misstatement of the College's financial statements will not be prevented or detected and corrected on a timely basis.

Our consideration of internal control over financial reporting was for the limited purpose described in the first paragraph of this section and was not designed to identify all deficiencies in internal control that might be deficiencies, significant deficiencies or material weaknesses. We did not identify any deficiencies in internal control over financial reporting that we consider to be material weaknesses, as defined above.

Compliance and Other Matters

As part of obtaining reasonable assurance about whether the College's financial statements are free of material misstatement, we performed tests of its compliance with certain provisions of laws, regulations, contracts and grant agreements, noncompliance with which could have a direct and material effect on the determination of financial statement amounts. However, providing an opinion on compliance with those provisions was not an objective of our audit and accordingly, we do not express such an opinion. The results of our tests disclosed no instances of noncompliance or other matters that are required to be reported under *Government Auditing Standards*.

This report is intended for the information and use of the management, Board of Trustees, others within the organization, and federal awarding agencies and pass-through entities and is not intended to be and should not be used by anyone other than these specified parties. This restriction is not intended to limit the distribution of this report, which upon acceptance by the College, is a matter of public record.

A handwritten signature in cursive script, appearing to read "D. McMillen, Chartered".

D. McMillen, Chartered
Certified Public Accountants

Great Bend, Kansas
December 27, 2012

D. McMillen, Chartered

Certified Public Accountants

2200 Lakin, Suite A
Great Bend, KS 67530

Tele: 620-792-2588
Fax: 620-792-6728

INDEPENDENT AUDITOR'S REPORT ON COMPLIANCE WITH REQUIREMENTS THAT COULD HAVE A DIRECT AND MATERIAL EFFECT ON EACH MAJOR PROGRAM AND ON INTERNAL CONTROL OVER COMPLIANCE IN ACCORDANCE WITH OMB CIRCULAR A-133

Board of Trustees
Barton Community College
Barton County, Kansas

Compliance

We have audited the compliance of Barton Community College (College), with the types of compliance requirements described in the *U.S. Office of Management and Budget (OMB) Circular A-133 Compliance Supplement* that could have a direct and material effect on each of the College's major federal programs for the year ended June 30, 2012. The College's major federal programs are identified in the summary of auditor's results section of the accompanying schedule of findings and questioned costs. Compliance with the requirements of laws, regulations, contracts and grants applicable to each of its major federal programs is the responsibility of the College's management. Our responsibility is to express an opinion on the College's compliance based on our audit.

We conducted our audit of compliance in accordance with auditing standards generally accepted in the United States of America; the standards applicable to financial audits contained in *Government Auditing Standards*, issued by the Comptroller General of the United States; and OMB Circular A-133, *Audits of States, Local Governments and Non-Profit Organizations*. Those standards and OMB Circular A-133 require that we plan and perform the audit to obtain reasonable assurance about whether noncompliance with the types of compliance requirements referred to above that could have a direct and material effect on a major federal program occurred. An audit includes examining, on a test basis, evidence about the College's compliance with those requirements and performing such other procedures, as we considered necessary in the circumstances. We believe that our audit provides a reasonable basis for our opinion. Our audit does not provide a legal determination of the College's compliance with those requirements.

In our opinion, the College complied, in all material respects, with the requirements referred to above that are applicable to each of its major federal programs for the year ended June 30, 2012.

Internal Control Over Compliance


The management of the College is responsible for establishing and maintaining effective internal control over compliance with requirements of laws, regulations, contracts and grants applicable to federal programs. In planning and performing our audit, we considered the College's internal control over compliance with requirements that could have a direct and material effect on a major federal program in order to determine our auditing procedures for the purpose of expressing our

opinion on compliance, but not for the purpose of expressing an opinion on the effectiveness of internal control over compliance. Accordingly, we do not express an opinion on the effectiveness of the College's internal control over compliance.

A deficiency in internal control over compliance exists when the design or operation of a control over compliance does not allow management or employees, in the normal course of performing their assigned functions, to prevent or detect and correct noncompliance with a type of compliance requirement of a federal program on a timely basis. *A material weakness in internal control over compliance* is a deficiency, or combination of deficiencies, in internal control over compliance such that there is a reasonable possibility that material noncompliance with a type of compliance requirement of a federal program will not be prevented or detected and corrected on a timely basis.

Our consideration of internal control over compliance was for the limited purpose described in the first paragraph of this section and was not designed to identify all deficiencies in internal control that might be deficiencies, significant deficiencies or material weaknesses. We did not identify any deficiencies in internal control over compliance that we consider to be material weaknesses, as defined above.

This report is intended solely for the information and use of the audit committee, management, others within the organization, Board of Trustees, and federal awarding agencies and pass-through entities and is not intended to be and should not be used by anyone other than these specified parties. This restriction is not intended to limit the distribution of this report, which upon acceptance by the College, is a matter of public record.



D. McMillen, Chartered
Certified Public Accountants

Great Bend, Kansas
December 27, 2012

BARTON COMMUNITY COLLEGE
BARTON COUNTY, KANSAS

STATEMENT OF NET ASSETS
JUNE 30, 2012 AND 2011

ASSETS:	College		Foundation	
	2012	2011	2012	2011
Current Assets:				
Cash and Cash Equivalents	\$ 20,499,772	\$ 17,953,125	\$ 49,740	\$ 212,625
Investments	-	-	2,061,415	2,001,146
Accounts Receivable, Net of Allowances	969,312	1,024,023	-	-
Inventories	281,361	319,443	-	-
Other Receivables	12,939	21,335	19,727	16,996
Unconditional Promises to Give	-	-	5,000	7,000
Total Current Assets	<u>21,763,384</u>	<u>19,317,926</u>	<u>2,135,882</u>	<u>2,237,767</u>
Non-Current Assets:				
Unconditional Promises to Give	-	-	5,000	10,000
Beneficial Interest in Remainder Trusts	-	-	426,185	450,154
Restricted Investments	-	-	3,023,372	3,115,954
Other Receivables	-	-	-	-
Debt Issue Costs, Net	300,381	315,408	-	-
Capital Assets, Not Being Depreciated	678,800	678,800	829,348	824,658
Capital Assets, Being Depreciated, Net	15,805,686	16,062,987	-	-
Total Non-Current Assets	<u>16,784,867</u>	<u>17,057,195</u>	<u>4,283,905</u>	<u>4,400,766</u>
Total Assets	<u>\$ 38,548,251</u>	<u>\$ 36,375,121</u>	<u>\$ 6,419,787</u>	<u>\$ 6,638,533</u>
LIABILITIES:				
Current Liabilities:				
Accounts Payable	\$ 57,127	\$ 33,750	\$ 1,393	\$ -
Other Payables	295,562	301,223	-	-
Early Retirement Liability	15,502	25,971	-	-
Compensated Absences	675,996	590,319	-	-
Current Portion - Certificates Of Participation	232,578	226,146	-	-
Current Portion - Capital Leases	1,119	6,077	-	-
Current Portion - State Loan Payable	162,500	162,500	-	-
Accrued Payroll	698,167	648,441	-	-
Accrued Interest	62,496	64,639	-	-
Total Current Liabilities	<u>2,201,047</u>	<u>2,059,066</u>	<u>1,393</u>	<u>-</u>
Non-Current Liabilities:				
Long-Term Certificates of Participation	7,408,025	7,640,713	-	-
Long-Term Capital Leases	-	1,119	-	-
Long-Term State Loan Payable	487,500	650,000	-	-
Total Non-Current Liabilities	<u>7,895,525</u>	<u>8,291,832</u>	<u>-</u>	<u>-</u>
Total Liabilities	<u>10,096,572</u>	<u>10,350,898</u>	<u>1,393</u>	<u>-</u>
NET ASSETS:				
Invested in Capital Assets, Net of Related Debt	8,001,555	7,864,022	829,348	824,658
Unrestricted	17,314,094	13,951,514	124,789	270,928
Restricted - Expendable	3,136,030	4,208,687	1,746,051	1,833,388
Restricted - Non-Expendable	-	-	3,718,206	3,709,559
Total Net Assets	<u>\$ 28,451,679</u>	<u>\$ 26,024,223</u>	<u>\$ 6,418,394</u>	<u>\$ 6,638,533</u>

NOTES TO FINANCIAL STATEMENTS ARE AN INTEGRAL PART OF THESE STATEMENTS

BARTON COMMUNITY COLLEGE
BARTON COUNTY, KANSAS

STATEMENT OF REVENUES, EXPENSES AND CHANGES IN NET ASSETS
FOR THE YEAR ENDED JUNE 30, 2012 AND 2011

	College		Foundation	
	2012	2011	2012	2011
OPERATING REVENUES:				
Tuition And Fees	\$ 12,552,296	\$ 10,982,835	\$ -	\$ -
Federal Appropriations	11,104,335	10,210,661	-	-
Housing Payments	1,376,968	1,199,378	-	-
Bookstore Sales	979,270	966,424	-	-
Scholarships	-	-	-	-
Activity Revenue and Other	2,846,650	2,721,015	-	-
Total Operating Revenues	28,859,519	26,080,313	-	-
 OPERATING EXPENSES:				
Instruction	12,964,654	12,267,061	-	-
Public Service	1,177,714	1,155,067	-	-
Academic Support	3,339,007	3,273,664	-	-
Student Services	3,497,108	3,086,712	-	-
Institutional Support	6,094,648	5,713,760	81,952	85,554
Physical Plant Operations	2,135,948	1,930,681	-	-
Student Financial Support	10,766,278	9,599,950	418,469	494,458
Auxiliary Services	2,398,815	2,100,060	-	-
Depreciation And Amortization	752,573	599,216	-	-
Interest Expense On Debt	374,894	341,001	-	-
Total Operating Expenses	43,501,639	40,067,172	500,421	580,012
Operating income (loss)	(14,642,120)	(13,986,859)		
 NON-OPERATING REVENUES (EXPENSES):				
State Appropriations	7,977,739	8,067,647	-	-
Property Taxes	9,063,670	8,876,279	-	-
Contributions	-	-	318,928	527,673
Investment Income (Loss)	28,167	32,594	(38,646)	970,636
Transfers In	-	-	-	-
Transfers Out	-	-	-	-
Total Non-Operating Revenues (Expenses)	17,069,576	16,976,520	280,282	1,498,309
Increase (Decrease) in Net Assets	2,427,456	2,989,661	(220,139)	918,297
NET ASSETS:				
Total Net Assets - July 1, 2011 and 2010	26,024,223	22,530,325	6,638,533	5,710,236
Prior Period Adjustment	-	-	-	10,000
Adjustment for Capitalized Assets	-	504,237	-	-
Net Assets Restated	26,024,223	23,034,562	6,638,533	5,720,236
Total Net Assets - June 30, 2012 and 2011	\$ 28,451,679	\$ 26,024,223	\$ 6,418,394	\$ 6,638,533

NOTES TO FINANCIAL STATEMENTS ARE AN INTEGRAL PART OF THESE STATEMENTS

BARTON COMMUNITY COLLEGE
BARTON COUNTY, KANSAS

STATEMENT OF CASH FLOWS - COLLEGE
FOR THE YEAR ENDED JUNE 30, 2012 AND 2011

	2012	2011
CASH FLOWS FROM OPERATING ACTIVITIES		
Tuition and Fees	\$ 12,422,837	\$ 10,680,799
Grants and Contracts	11,104,335	10,210,661
Bookstore Receipts	979,270	966,424
Food Service Receipts	1,794	3,493
Housing Receipts	1,376,968	1,199,379
Other Receipts	2,874,108	2,719,524
Payments to Suppliers for Goods and Services	(12,033,127)	(7,063,100)
Payments for Utilities	(569,734)	(597,113)
Payments for Employees and Benefits	(19,232,750)	(22,124,463)
Scholarship and Grant Payments	(10,169,156)	(9,100,658)
Interest Expense	(373,144)	(341,001)
Net Cash Provided (Used) by Operating Activities	(13,618,599)	(13,446,055)
CASH FLOWS FROM NON-CAPITAL FINANCING ACTIVITIES		
Property Taxes	9,063,670	8,876,279
State Appropriations	7,977,739	8,067,645
Contributions	-	-
Other Receipts (Payments)	-	-
Net Cash Provided by Noncapital Financing Activities	17,041,409	16,943,924
CASH FLOWS FROM CAPITAL AND RELATED FINANCING ACTIVITIES		
Principal Additions to Capital Debt	-	-
Principal Paid on Capital Debt	(394,833)	(1,391,856)
Proceeds from Sale of Capitalized Assets	-	-
Purchases of Capital Assets	(509,496)	(394,313)
Other Receipts (Payments)	-	-
Net Cash Provided (Used) for Capital and Related Financing Activities	(904,329)	(1,786,169)
CASH FLOWS FROM INVESTING ACTIVITIES		
Interest and Dividends on Investments	28,166	32,593
Net Investment Adjustment	-	-
Money Transferred to Investment Account	-	-
Proceeds from Sale of Land	-	-
Non-Cash Donation of Land	-	-
Non-Cash Donation of Stock	-	-
Non-Cash Donation of Books	-	-
Restricted Contributions/Purchase of Artwork	-	-
Net Cash Provided (Used) by Investing Activities	28,166	32,593
NET INCREASE (DECREASE) IN CASH AND CASH EQUIVALENTS	2,546,647	1,744,293
CASH AND CASH EQUIVALENTS - BEGINNING OF YEAR	17,953,125	16,208,832
CASH AND CASH EQUIVALENTS - END OF YEAR	\$ 20,499,772	\$ 17,953,125

NOTES TO FINANCIAL STATEMENTS ARE AN INTEGRAL PART OF THESE STATEMENTS

BARTON COUNTY COMMUNITY COLLEGE
BARTON COUNTY, KANSAS

STATEMENT OF CASH FLOWS
FOR THE YEAR ENDED JUNE 30, 2012 AND 2011

	2012	2011
RECONCILIATION OF OPERATING INCOME (LOSS) TO NET CASH PROVIDED (USED) BY OPERATING ACTIVITIES		
Operating Income (Loss)	\$ (14,649,093)	\$ (13,986,859)
Adjustments to Reconcile Operating Income (Loss) to Net Cash Provided (Used) by Operating Activities:		
Amortization and Depreciation	752,573	599,217
(Gain) Loss on Disposition of Capital Assets	29,252	2,000
Changes in Assets and Liabilities:		
(Increase) Decrease in Accounts Receivable	54,711	(332,107)
(Increase) Decrease in COP Proceeds Receivable	-	233,274
(Increase) Decrease in Inventory	38,082	(21,419)
(Increase) Decrease in Unused Credits	8,396	(6,797)
(Increase) Decrease in Interest Receivable	-	-
(Increase) Decrease in Taxes Receivable	-	-
(Increase) Decrease in Prepaid Expense	-	-
Increase (Decrease) in Accounts Payable	23,378	14,248
Increase (Decrease) in Other Payables	(5,662)	56,465
Increase (Decrease) in Early Retirement Liability	(10,469)	25,971
Increase (Decrease) in Compensated Absences	85,677	7,530
Increase (Decrease) in Deferred Tuition	-	-
Increase (Decrease) in Accrued Interest	(2,143)	(16,379)
Increase (Decrease) in Accrued Payroll	49,725	(21,199)
	<u>\$ (13,625,573)</u>	<u>\$ (13,446,055)</u>
Net Cash Provided (Used) by Operating Activities		
Supplemental Cash Flow Information:		
Cash Paid for Interest Expense	\$ <u>373,144</u>	\$ <u>396,512</u>

NOTES TO FINANCIAL STATEMENTS ARE AN INTEGRAL PART OF THESE STATEMENTS

BARTON COMMUNITY COLLEGE
BARTON COUNTY, KANSAS

STATEMENT OF CASH FLOWS - FOUNDATION
FOR THE YEAR ENDED JUNE 30, 2012 AND 2011

	<u>2012</u>	<u>2011</u>
CASH FLOWS FROM OPERATING ACTIVITIES		
Increase in Net Assets	\$ (220,139)	\$ 918,297
ADJUSTMENTS TO RECONCILE INCREASES IN NET ASSETS TO NET CASH PROVIDED (USED) BY OPERATING ACTIVITIES		
Contributions Restricted for Long-Term Purposes	(133,256)	(305,250)
Increase (Decrease) in Accounts Payable	1,393	(19,277)
Increase (Decrease) in Accrued Interest Payable		
Investment (Earnings) Losses on Endowment Investments	29,584	(890,203)
Investment (Earnings) Losses on Title III Challenge Grant Money Restricted for Long Term Use	-	-
Increase (Decrease) in Beneficial Interest in Remainder Trust	23,969	(65,935)
Contributions Received - In-Kind Artwork and Books	(4,600)	(729)
Net Cash Provided (Used) by Operating Activities	<u>(303,049)</u>	<u>(363,097)</u>
CASH FLOWS FROM INVESTING ACTIVITIES		
Money Transferred to Investment Account	-	150,000
Restricted Contributions/Purchases of Artwork	(90)	(8,000)
Net Cash Provided (Used) by Investing Activities	<u>(90)</u>	<u>142,000</u>
CASH FLOWS FROM FINANCING ACTIVITIES		
Collection of Contributions Restricted for Long-Term Purposes	140,254	288,250
(Increase) Decrease in Contribution Receivable from Estate	-	-
Increase (Decrease) in Notes Payable	-	-
Net Cash Provided (Used) by Financing Activities	<u>140,254</u>	<u>288,250</u>
NET INCREASE (DECREASE) IN CASH AND CASH EQUIVALENTS	(162,885)	67,153
CASH AND CASH EQUIVALENTS - BEGINNING OF YEAR	<u>212,625</u>	<u>145,472</u>
CASH AND CASH EQUIVALENTS - END OF YEAR	\$ <u><u>49,740</u></u>	\$ <u><u>212,625</u></u>
SUPPLEMENTAL CASH FLOW INFORMATION		
Cash Paid for Interest Expense	\$ <u><u>-</u></u>	\$ <u><u>-</u></u>

NOTES TO FINANCIAL STATEMENTS ARE AN INTEGRAL PART OF THESE STATEMENTS

BARTON COMMUNITY COLLEGE
BARTON COUNTY, KANSAS

NOTES TO FINANCIAL STATEMENTS
JUNE 30, 2012 AND 2011

1. Summary of Significant Accounting Policies

The accounting policies of the Barton Community College conform to generally accepted accounting principles applicable to public institutions engaged only in business-type activities adopted by the Government Accounting Standards Board (GASB). During the year ended June 30, 2004, the College implemented GASB Statement No. 35, which prescribes a new reporting model for public colleges within the reporting guidelines of GASB Statement No. 34, as amended by GASB Statement No. 37. The College also implemented GASB Statement No. 38, which prescribes new and revised note disclosures.

A. Nature of Operations

Barton Community College is a modern comprehensive community college authorized by Kansas House Bill #893-1963 and approved by the State Superintendent of Education in July 1965. The institution offers a multi-faceted curriculum for a student population of approximately 5,200 full-time equivalent students annually. Presently, about one-third of the students attend classes on the main campus. The other two-thirds are enrolled at one of a number of off campus sites operated in the six surrounding counties, as well as, in or near the cities of Salina and Junction City, Kansas.

B. Reporting Entity

The College is a special purpose government that is governed by a separately elected board of trustees. It is legally separate and fiscally independent of other state and local governments. The financial reporting entity, as defined by Government Accounting Standards Board ("GASB") Statement 14, "The Financial Reporting Entity", consists of the primary government, organizations for which the primary government is financially accountable and other organizations for which the nature and significance of their relationship with the primary government are such that exclusion could cause the financial statements to be misleading or incomplete. Accordingly, the financial statements include the accounts of all agencies of Barton Community College, as the primary government.

The Foundation is a legally separate, tax-exempt component unit of the College. The Foundation maintains and administers the resources available for College projects, equipment and scholarships. The revenue is generated by bequests, gifts and private contributions. This money is expended based upon the requirements established by the donor. Although the College does not control the timing or amount of receipts from the Foundation, the majority of resources, or incomes thereon, which the Foundation holds and invests, are restricted to the activities of the College by the donors. Because these restricted resources held by the Foundation can only be used by, or for the benefit of, the College, the Foundation is considered a component unit of the College. Scholarships, grants and gifts totaling \$258,869 and expenditure reimbursements of \$42,014 were provided to the College during the year.

The Foundation is a not-for-profit corporation under Internal Revenue Code Section 501(c) (3), organized in 1969 for the purpose of promoting and fostering the educational and cultural interests of Barton Community College. The Foundation reports its financial results under Financial Accounting Standard Board (FASB) Statements. As such, certain revenue recognition criteria and presentation features are different from GASB revenue recognition criteria and presentation features. No modifications have been made to the Foundation's financial information in the College's financial report for these differences. The component unit's financial data has, however, been aggregated into like categories for presentation purposes. Separately issued audited financial statements for the Foundation may be obtained from the College's administrative office.

BARTON COMMUNITY COLLEGE
BARTON COUNTY, KANSAS

NOTES TO FINANCIAL STATEMENTS
JUNE 30, 2012 AND 2011

Summary of Significant Accounting Policies, continued

C. Basis of Presentation and Accounting

The financial statements include a statement of net assets; a statement of revenues, expenses, and changes in net assets; and a statement of cash flows.

A statement of net assets provides information about the assets, liabilities, and net assets of the College at the end of the year. Assets and liabilities are classified as either current or non-current. Net assets are classified according to external donor restrictions or availability of assets to satisfy College obligations. Invested in capital assets net of related debt represents the net value of capital assets less the debt incurred to acquire or construct the asset. Non-expendable restricted net assets are gifts that have been received for endowment purposes, the corpus of which cannot be expended. Expendable restricted net assets represents grants, contracts, gifts, and other resources that have been externally restricted for specific purposes. Unrestricted net assets include all other net assets, including those that have been designated by management to be used for other than general operating purposes.

A statement of revenues, expenses, and changes in net assets provides information about the College's financial activities during the year. Revenues and expenditures are classified as either operating or non-operating, and all changes in net assets are reported, including capital contributions and additions to endowments. Generally, revenues generated by the College for instruction and public service, such as property taxes and state appropriations, are not generated from operations and are considered to be non-operating revenues.

A statement of cash flows provides information about the College's sources and uses of cash and cash equivalents during the year. Increases and decreases in cash and cash equivalents are classified as operating, non-capital financing, capital and related financing, or investing.

For financial reporting purposes, the College is considered a special-purpose government engaged only in business-type activities. Accordingly, the financial statements of the College are presented using the economic resources measurement focus and the accrual basis of accounting. Revenues are recorded when earned and expenses are recorded at the time liabilities are incurred, regardless of when the related cash flows take place. Property taxes are recognized in the year in which they are levied. State appropriations are recognized as revenue in the year in which the appropriation is first made available for use. Grants and donations are recognized as revenue as soon as all eligibility requirements imposed by the provider have been met.

When both restricted and unrestricted resources are available for use, it is the College's policy to use restricted resources first, then unrestricted resources as they are needed.

The College follows FASB Statements and Interpretations issued on or before November 30, 1989; Accounting Principles Board Opinions; and Accounting Research Bulletins, unless those pronouncements conflict with or contradict GASB pronouncements.

D. Cash and Cash Equivalents

The College considers unrestricted and temporally restricted funds that are highly liquid investments with an original maturity of three months or less to be cash and cash equivalents. This would include dividend and savings accounts, and certificates of deposit or short term investments. Cash contributions that are

BARTON COMMUNITY COLLEGE
BARTON COUNTY, KANSAS

NOTES TO FINANCIAL STATEMENTS
JUNE 30, 2012 AND 2011

Summary of Significant Accounting Policies, continued

restricted by the donor for long-term purposes are not included in the definitions of cash even though the funds are invested in short term liquid investments.

E. Deposits and Investments

Kansas statutes authorize the College to invest in certain specified securities, including time deposits, repurchase agreements and U.S. Government obligations. The College accounts for its investments at fair value in accordance with GASB Statement No. 31, "Accounting and Financial Reporting for Certain Investments and for External Investment Pools", if applicable. Changes in unrealized gain (loss) on the carrying value of investments are reported as a component of investment income in the statements of revenues, expenses and changes in net assets.

F. Accounts Receivable

Accounts receivable consist of tuition and fee charges to students and auxiliary enterprise services provided to students, faculty and staff. Accounts receivable also include amounts due from the Federal government, state and local governments (including property taxes) or private sources, in connection with reimbursement of allowable expenditures made pursuant to the College's grants and contracts. Accounts receivable are recorded net of estimated uncollectible amounts. The allowance for uncollectible amounts is maintained at a level that, in management's judgment, is adequate to absorb the losses inherent to student services. The allowance accounts are recorded at actual cost and reduced by any charge – offs or net recoveries.

Property taxes attach as an enforceable lien on property as of January 1. Taxes are levied on November 1 and are due and payable at that time. First half taxes are delinquent after December 20 and second half taxes after May 10. Previous to 2004, second half taxes were due by June 20.

Collection of current year property tax by the County Treasurer is not completed, apportioned nor distributed to the various subdivisions until the succeeding year, such procedure being in conformity with governing state statutes. For budget purposes, current year property taxes receivable are not available as a resource that can be used to finance the current year operations of the College. However, as previously stated for financial statement purposes under GASB 34, property taxes are properly accrued and recognized in the year in which they are levied.

It is not practicable to apportion delinquent taxes held by the County Treasurer at the end of the audit period and, further, the amounts thereof are not material in relation to the financial statements taken as a whole.

G. Inventories

Inventories, consisting mainly of new and used text-books, school supplies and soft goods, are valued at the lower of cost or market using the first-in, first-out method of accounting.

BARTON COMMUNITY COLLEGE
BARTON COUNTY, KANSAS

NOTES TO FINANCIAL STATEMENTS
JUNE 30, 2012 AND 2011

Summary of Significant Accounting Policies, continued

H. Other Assets

Debt issuance costs pertaining to the certificates of participation have been capitalized and are being amortized by use of the straight-line method over the life of the issue. Debt issue costs are presented net of amortization. Prior to GASB 34 changes, only the portion of debt issuance costs allocated to the auxiliary enterprise funds had been capitalized and annually amortized.

I. Capital Assets

Capital assets purchased or acquired with an original cost of \$5,000 or more are reported at historical cost or estimated historical cost. Contributed assets are reported at fair market value as of the date received. Additions, improvements and other capital outlays that significantly extend the useful life of an asset are capitalized. Routine repairs and maintenance are charged to operating expense in the year in which the expense is incurred. Depreciation on all assets is provided on the straight-line basis over the following estimated useful lives:

Vehicles	5	Years
Machinery & Equipment	20-40	Years
Library Materials	80	Years
Buildings	80	Years
Improvements	20-40	Years
Infrastructure	10-80	Years

The Foundation has a collection of art works presented for public exhibition and education that is being preserved for future generations. The proceeds from sales of any pieces of the collection are used to purchase other acquisitions. The collection is not depreciated as part of capital assets.

GASB 34 required the College to report and depreciate new infrastructure assets effective with the beginning of the year ended June 30, 2003. Infrastructure assets include streets, sidewalks, parking lots, the water system and the sewer system. Neither their historical cost nor the related depreciation had been reported in prior year's financial statements. The retroactive reporting of infrastructure is subject to an extended implementation period and is first effective for fiscal years ending in 2006. The College elected to implement the general provisions of GASB 34 and the retroactive infrastructure provisions in the year ended June 30, 2003.

J. Compensated Absences

The liability and expense incurred for employee vacation pay are recorded as accrued vacation payable in the statements of net assets, and as a component of compensation and benefit expense in the statements of revenues, expenses and changes in net assets.

The College policy regarding compensated absences is detailed in Note 7.

K. Retirement Plan

The College has a defined benefit pension plan, as explained in Note 6.

BARTON COMMUNITY COLLEGE
BARTON COUNTY, KANSAS

NOTES TO FINANCIAL STATEMENTS
JUNE 30, 2012 AND 2011

Summary of Significant Accounting Policies, continued

L. Long-Term Debt

Long-term debt includes (a) principal amounts of certificates of participation, Kansas Board of Regents loan payable and capital lease obligations; (b) other liabilities that will not be paid within the next fiscal year.

M. Net Assets

The College's net assets are classified as follows:

Invested in Capital Assets, Net of Related Debt: This represents the College's total investment in capital assets, net of outstanding debt obligations related to those capital assets. To the extent debt has been incurred but not yet expended for capital assets, such amounts are not included as a component of invested in capital assets, net of related debt.

Restricted Net Assets – Expendable: Restricted expendable net assets include resources in which the College is legally or contractually obligated to spend resources in accordance with restrictions imposed by external third parties.

Restricted Net Assets – Nonexpendable: Nonexpendable restricted net assets consist of endowment and similar type funds in which donors or other outside sources have stipulated, as a condition of the gift instrument, that the principal is to be maintained inviolate and in perpetuity, and invested for the purpose of producing present and future income, which may either be expended or added to principal.

Unrestricted Net Assets: Unrestricted net assets represent resources derived from student tuition and fees, federal and state funding, property taxes, and sales and services of educational departments and auxiliary enterprises. These resources are used for transactions relating to the educational and general operations of the College and may be used at the discretion of the governing board to meet current expenses for any purpose. These resources also include auxiliary enterprises, which are substantially self-supporting activities that provide services for students, faculty and staff.

When an expense is incurred that can be paid using either restricted or unrestricted sources, the College's policy is to first apply the expense towards restricted resources, and then towards unrestricted resources.

N. Classification of Revenues

The College has classified its revenues as either operating or non-operating revenues according to the following criteria:

Operating revenues: Operating revenues include activities that have the characteristics of exchange transactions, such as (1) student tuition and fees, net of scholarship discounts and allowances, (2) sales and services of auxiliary enterprises, net of scholarship discounts and allowances, (3) most Federal, state and local grants and contracts, and (4) interest on institutional student loans.

Non-operating revenues: Non-operating revenues include activities that have the characteristics of non-exchange transactions, such as contributions, state appropriations, property taxes, investment income and other revenue sources that are defined as non-operating revenues by GASB No. 9, *Reporting Cash Flows of Proprietary and Nonexpendable Trust Funds and Governmental Entities That Use Proprietary Fund Accounting*, and GASB No. 34, such as investment income.

BARTON COMMUNITY COLLEGE
BARTON COUNTY, KANSAS

NOTES TO FINANCIAL STATEMENTS
JUNE 30, 2012 AND 2011

Summary of Significant Accounting Policies, continued

O. Income Taxes

Barton Community College is a local governmental entity not subject to taxation, including income taxes, by other governmental entities, under the constitution of the United States of America.

The Foundation is a charitable organization exempt from income taxes under Section 501 (c) (3) of the Internal Revenue Code of 1954 as amended.

P. Budgets and Budgetary Comparisons

Applicable Kansas statutes require that budgets be legally adopted for all funds on an 18-month basis, unless exempted by a specific statute. All budgets are prepared utilizing the modified accrual basis further modified by the encumbrance method of accounting – that is, commitments, such as purchase orders and contracts, in addition to disbursements and accounts payable are recorded as expenditures.

In preparing an 18-month budget, the remaining taxes from the levy of the preceding calendar year are recognized as an asset. All revenues and expenditures are estimated on an 18-month basis. The tax levy required to finance the budget is on a calendar-year basis.

Original appropriations are modified by supplemental appropriations and transfers among budget categories. The Board of Trustees approves all significant changes. All unencumbered appropriations (legal budget expenditure authority) lapse at year-end.

Q. Estimates

The preparation of financial statements in conformity with generally accepted accounting principles requires management to make estimates and assumptions that affect certain reported amounts and disclosures. Accordingly, actual results may differ from those estimates.

R. Reclassifications

Certain amounts presented in the prior year comparative statements have been reclassified to conform to the current year's presentation. In previously issued financial statements the Foundation was combined with the College. 2008 was the first year the Foundation was presented separately from the College.

2. Deposits and Investments

College

K.S.A. 9-1401 establishes the depositories which may be used by the Government. The statute requires banks eligible to hold the Government's funds have a main or branch bank in the county in which the Government is located or in an adjoining county if such institution has been designated as an official depository and the banks provide an acceptable rate of return on funds. In addition K.S.A. 9-1402 requires banks to pledge securities for deposits in excess of FDIC coverage. The College has no other policies that would further limit interest rate risk.

BARTON COMMUNITY COLLEGE
BARTON COUNTY, KANSAS

NOTES TO FINANCIAL STATEMENTS
JUNE 30, 2012 AND 2011

Deposits and Investments, continued

K.S.A. 12-1675 limits the Government's investment of idle funds to time deposits, open accounts and certificates of deposit with allowable financial institutions; U.S. Government securities; temporary notes; no-fund warrants; repurchase agreements; and the Kansas Municipal Investment Pool. The Government has no investment policy that would further limit its investment choices.

Concentration of Credit Risk: State statutes place no limit on the amount the Government may invest in any one issuer as long as the investments are adequately secured under K.S.A. 9-1402 and 9-1405.

Custodial Credit Risk for Deposits: Custodial credit risk is the risk that in the event of bank failure, the College's deposits may not be returned to it. State statutes require the Government's deposits in financial institutions to be entirely covered by Federal Depository Insurance or by collateral held under a joint custody receipt issued by a bank within the State of Kansas, the Federal Reserve Bank of Kansas City or the Federal Home Loan Bank of Topeka, except during designated "peak periods" when required coverage is 50%. The College has not designated a "peak period". All deposits were legally secured at June 30, 2012.

At June 30, 2012 the College's deposits consisted of demand deposit accounts, money market accounts and certificates of deposit. The carrying amount of the College deposits was \$20,730,102 and the bank balance was \$21,001,104. Approximately 83% of the bank balance was held by three banks resulting in a concentration of credit risk. The difference between the carrying amount and the bank balance consists of outstanding checks and deposits in transit. Of the bank balance, \$1,834,105 was covered by FDIC Insurance; \$19,133,141 was collateralized by pledged securities held under joint custody receipts issued by a third-party bank in the College's name. The third-party holding the pledged securities is independent of the pledging bank. The pledged securities are held under a tri-party custodial agreement signed by all three parties: the College, the pledging bank, and the independent third-party bank holding the pledged securities.

Custodial Credit Risk for Investments: For an investment, this is the risk that, in the event of the failure of the issuer or counterparty, the Government will not be able to recover the value of its investments or collateral securities that are in the possession of an outside party. State statutes require investments to be adequately secured. As of June 30, 2012 the College had no investments.

Foundation

Restricted Investments: The Foundation has recorded a portion of its investments as long-term due to restrictions placed by either the donor or granting agency. As of June 30, 2012 and 2011, the Foundation has received \$2,556,673 and \$2,526,747, respectively, in cash and stock contributions that are permanently restricted by the donor. The various donors have specified that the donation must remain intact, but the investment income can be spent on scholarships. The fair market value of these permanently restricted donations was \$3,013,372 and \$3,105,954, respectively, at June 30, 2012 and 2011.

Investments are stated at fair market value and consist of money market funds, mutual funds, stocks, and bonds as follows:

BARTON COMMUNITY COLLEGE
BARTON COUNTY, KANSAS

NOTES TO FINANCIAL STATEMENTS
JUNE 30, 2012 AND 2011

Deposits and Investments, continued

Foundation Investments:

	2012	2011
Money Market	\$ 161,376	316,052
Equity Funds	1,387,689	1,267,034
Common Stocks	1,698,733	1,895,677
Government Obligations	724,553	891,351
Non Governmental Obligations	853,136	736,986
Fixed Income Funds	249,300	-
Total	<u>\$ 5,074,787</u>	<u>5,107,100</u>

Investment return is summarized below:

		2012		
		Unrestricted	Temporarily Restricted	Total
Dividend and Investment Income	\$	52,432	70,401	122,8337
Net Realized and Unrealized Gains (Losses)		(47,812)	(89,698)	(137,510)
Investment Fees		(14,907)	-	(14,907)
Total	\$	<u>(10,287)</u>	<u>(19,297)</u>	<u>(29,584)</u>

		2011		
		Unrestricted	Temporarily Restricted	Total
Dividend and Investment Income	\$	55,874	65,193	121,067
Net Realized and Unrealized Gains		361,664	421,970	783,634
Investment Fees		(14,497)	-	(14,497)
Total	\$	<u>403,041</u>	<u>487,163</u>	<u>890,204</u>

The investment return has been allocated between unrestricted and temporarily restricted based on the donor's explicit stipulation. The information to separate realized gains and losses from unrealized gains and losses is not available from the Foundation's audited financial statements.

BARTON COMMUNITY COLLEGE
BARTON COUNTY, KANSAS

NOTES TO FINANCIAL STATEMENTS
JUNE 30, 2012 AND 2011

3. Capital Assets

Following are the changes in capital assets for the years ended June 30, 2012 and 2011:

<u>College</u>				
	Beginning Balance July 1, 2011	Increase	Decrease	Ending Balance June 30, 2012
Land	\$ 678,800	-	-	678,800
Improvements	279,186	-	-	279,186
Infrastructure	843,340	-	-	843,340
Buildings	18,753,387	-	-	18,753,387
Machinery and Equipment	1,933,017	1,961,957	(5,000)	3,889,974
Vehicles	1,134,972	187,202	(141,891)	1,180,283
Library Books	1,778,569	5,145	-	1,783,714
Construction-in-Progress	1,644,807	-	(1,644,807)	-
Total	<u>27,046,078</u>	<u>2,154,304</u>	<u>(1,791,698)</u>	<u>27,408,684</u>
Less: Accumulated Depreciation				
Land	-	-	-	-
Improvements	230,294	9,400	-	239,694
Infrastructure	686,346	19,468	-	705,814
Buildings	6,079,618	298,025	-	6,377,643
Machinery and Equipment	1,144,747	296,334	(3,506)	1,437,575
Vehicles	685,524	106,368	(114,132)	677,760
Library Books	1,477,761	7,950	-	1,485,711
Total	<u>10,304,290</u>	<u>737,545</u>	<u>(117,638)</u>	<u>10,924,197</u>
Net Assets	<u>\$ 16,741,788</u>	<u>1,416,759</u>	<u>(1,674,060)</u>	<u>16,484,487</u>
<u>Foundation</u>				
Land	94,000	-	-	94,000
Art Collection	606,688	4,600	-	611,288
Book Collection	123,970	90	-	124,060
Total	<u>824,658</u>	<u>4,690</u>	<u>-</u>	<u>829,348</u>
Less: Accumulated Depreciation				
Land	-	-	-	-
Art Collection	-	-	-	-
Book Collection	-	-	-	-
Total	<u>-</u>	<u>-</u>	<u>-</u>	<u>-</u>
Net Assets	<u>824,658</u>	<u>4,690</u>	<u>-</u>	<u>829,348</u>

BARTON COMMUNITY COLLEGE
BARTON COUNTY, KANSAS

NOTES TO FINANCIAL STATEMENTS
JUNE 30, 2012 AND 2011

Capital Assets, continued

<u>College</u>				
	Beginning Balance July 1, 2010	Increase	Decrease	Ending Balance June 30, 2011
Land	\$ 678,800	-	-	678,800
Improvements	279,186	-	-	279,186
Infrastructure	843,340	-	-	843,340
Buildings	18,753,387	-	-	18,753,387
Machinery and Equipment	1,902,085	101,932	(71,000)	1,933,017
Vehicles	1,040,438	94,534	-	1,134,972
Library Books	1,768,925	9,644	-	1,778,569
Construction-in-Progress	-	1,644,807	-	1,644,807
Total	<u>25,266,161</u>	<u>1,850,917</u>	<u>(71,000)</u>	<u>27,046,078</u>
Less: Accumulated Depreciation				
Land	-	-	-	-
Improvements	220,537	9,757	-	230,294
Infrastructure	666,877	19,469	-	686,346
Buildings	5,781,593	298,025	-	6,079,618
Machinery and Equipment	994,777	149,970	-	1,144,747
Vehicles	655,363	99,131	(69,000)	685,524
Library Books	1,469,925	7,836	-	1,477,761
Total	<u>9,789,072</u>	<u>584,188</u>	<u>(69,000)</u>	<u>10,304,260</u>
	<u>\$ 15,477,089</u>	<u>1,266,729</u>	<u>(2,000)</u>	<u>16,741,788</u>
<u>Foundation</u>				
Land	\$ 94,000	-	-	94,000
Art Collection	598,159	8,529	-	606,688
Book Collection	123,770	200	-	123,970
Totals	<u>815,929</u>	<u>8,729</u>	<u>-</u>	<u>824,658</u>
Less: Accumulated Depreciation				
Land	-	-	-	-
Art Collection	-	-	-	-
Book Collection	-	-	-	-
Totals	<u>-</u>	<u>-</u>	<u>-</u>	<u>-</u>
Net Assets	<u>\$ 815,929</u>	<u>8,729</u>	<u>-</u>	<u>824,658</u>

BARTON COMMUNITY COLLEGE
BARTON COUNTY, KANSAS

NOTES TO FINANCIAL STATEMENTS
JUNE 30, 2012 AND 2011

4. Lease Obligations

The College had one operating lease at June 30, 2012 for a building located in Junction City used as an educational site. The capital leases for June 30, 2012 and 2011 are as follows: a lease for three Ford Taurus Autos and two Ford Maxi Vans dated 01-28-05 for 60 months, a lease for an International 46 Passenger Bus dated 8-15-06 for 60 months and a lease for a Canon Copy Machine dated 10-06-08 for 48 months. Capital lease contracts evolve into ownership as the lease amounts are paid in full.

Future minimum lease payments for capitalized leases and aggregate minimum rental payments under the operating lease agreements that have an initial non-cancelable lease term in excess of one year are as follows:

June 30, 2012		
	Capital Leases	Operating Leases
Year Ended		
June 30, 2013	\$ 1,262	59,400
June 30, 2014	-	59,400
June 30, 2015	-	59,400
June 30, 2016	-	59,400
June 30, 2017	-	59,400
There After	-	59,400
Total Minimum Lease Payments	1,262	356,400
Less Amount Representing Interest	143	-
Present Value of Future Minimum Capital Lease Payments	\$ 1,119	356,400

June 30, 2011		
	Capital Leases	Operating Leases
Year Ended		
June 30, 2012	\$ 6,658	59,400
June 30, 2013	1,262	59,400
June 30, 2014		59,400
June 30, 2015	-	59,400
June 30, 2016	-	59,400
There After	-	118,800
Total Minimum Lease Payments	7,920	415,800
Less Amount Representing Interest	724	-
Present Value of Future Minimum Capital Lease Payments	\$ 7,196	415,800

BARTON COMMUNITY COLLEGE
BARTON COUNTY, KANSAS

NOTES TO FINANCIAL STATEMENTS
JUNE 30, 2012 AND 2011

5. Long-Term Debt

Certificates of Participation	Balance 06/30/11	Issued (Refunded)	Principal Payments	Balance 06/30/12	Interest Paid	Due Within One Year
No. 11: Refunding COP 8 issued 05/11/2004 for 5 years	-	-	-	-	-	-
Avg Int Rate 3.00%-3.50%	\$ -	-	-	-	-	-
No. 12: Refunding COP 10 issued 05/01/2005 for 24 Years	2,270,000	-	90,000	2,180,000	95,267	90,000
Avg Int Rate 4.10%-4.50%	2,270,000	-	90,000	2,180,000	95,267	90,000
No. 13: Construction issued 12/01/08 for 28 Years	4,590,000	-	-	4,590,000	231,017	-
Avg Int Rate 4.40%-5.25%	4,590,000	-	-	4,590,000	231,017	-
No. 14: Construction issued 11/12/09 for 8 Years	1,006,859	-	136,256	870,603	44,640	142,578
Avg Int Rate 4.58%	1,006,859	-	136,256	870,603	44,640	142,578
State of Kansas Loan Payable Avg Int Rate 0.00%	812,500	-	162,500	650,000	-	162,500
For 8 Years	812,500	-	162,500	650,000	-	162,500
	8,679,359	-	388,756	8,290,603	370,924	395,078
Capitalized Leases	7,196	-	6,077	1,119	581	1,119
	<u>\$ 8,618,555</u>	<u>-</u>	<u>394,833</u>	<u>8,291,722</u>	<u>371,505</u>	<u>396,197</u>
	Balance 07/01/10	Issued (Refunded)	Principal Payments	Balance 06/30/11	Interest Paid	Due Within One Year
No. 11: Refunding COP 8 issued 05/11/2004 for 5 years	985,000	-	985,000	-	17,238	-
Avg Int Rate 3.00%-3.50%	\$ 985,000	-	985,000	-	17,238	-
No. 12: Refunding COP 10 issued 05/01/2005 for 24 Years	2,355,000	-	85,000	2,270,000	98,348	90,000
Avg Int Rate 4.10%-4.50%	2,355,000	-	85,000	2,270,000	98,348	90,000
No. 13: Construction issued 12/01/08 for 28 Years	4,590,000	-	-	4,590,000	231,017	-
Avg Int Rate 4.40%-5.25%	4,590,000	-	-	4,590,000	231,017	-
No. 14: Construction issued 11/12/09 for 8 Years	1,137,185	-	130,326	1,006,859	50,570	136,146
Avg Int Rate 4.58%	1,137,185	-	130,326	1,006,859	50,570	136,146
State of Kansas Loan Payable for 8 Years	975,000	-	162,500	812,500	-	162,500
Ave Int Rate 0.00%	975,000	-	162,500	812,500	-	162,500
	10,042,185	-	1,362,826	8,679,359	397,173	388,646
Capitalized Leases	36,226	-	29,030	7,196	1,357	6,077
	<u>\$ 10,078,411</u>	<u>-</u>	<u>1,391,856</u>	<u>8,686,555</u>	<u>398,530</u>	<u>394,723</u>

BARTON COMMUNITY COLLEGE
BARTON COUNTY, KANSAS

NOTES TO FINANCIAL STATEMENTS
JUNE 30, 2012 AND 2011

B. Schedule of Maturities, Excluding Capital Leases:

Year Ending	Year Ended			
	June 30, 2012		June 30, 2011	
	Principal	Interest	Principal	Interest
June 30, 2012	\$ -	-	388,646	371,037
June 30, 2013	395,078	361,454	395,078	361,454
June 30, 2014	406,693	351,577	406,693	351,577
June 30, 2015	418,615	338,092	418,615	338,092
June 30, 2016	430,858	330,049	430,858	330,049
June 30, 2017	568,438	315,125		
Thereafter	<u>6,071,030</u>	<u>3,182,366</u>	<u>6,639,468</u>	<u>3,497,491</u>
Total	<u>\$ 8,290,712</u>	<u>4,878,663</u>	<u>8,679,358</u>	<u>5,249,700</u>

Beginning in 1985, the College changed its primary debt financing from General Obligation and Revenue Bonds to Certificates of Participation. These certificates are long-term leases with the option of acquiring title to the property at any regular payment date essentially by paying the remaining principal amount plus accrued interest to date.

At June 30, 2012 and 2011, there were no general obligation or revenue bonds outstanding.

Three Certificates of Participation were outstanding at June 30, 2012 and four were outstanding June 30, 2011. Certificate of Participation No. 8 was issued as a refunding issue, No. 9 was issued to finance the Kirkman Activity Center addition and No. 10 was issued to finance the construction of the Student Suites Housing. Certificate No. 11 was issued during 2004 to refund certificate No. 8, primarily providing a lower interest rate. Certificate No. 12 was issued during 2005 to refinance certificate No. 10 for a lower interest rate. Certificate No. 13 was issued December 1, 2008 for remodeling and improvements to the Library and the Technical Building. Certificate No. 14 was issued November 25, 2009 for construction of a new track and soccer field.

The portion of Certificate of Participation No. 11, and before that, No. 8, pertaining to the Shafer Art Gallery, consists of an interest only payment until August 1, 2010, when a final balloon principal payment of \$985,000.00 is due. Interest payments are being paid out of the General Fund. The Foundation previously agreed to make a portion of the final balloon principal payment of \$900,000.00. During March of 2010 the Foundation paid the College \$1,021,071, which represented the \$900,000 as promised plus accrued interest. The college remains liable for the final payment. Hence, long-term debt shown on the Statement of Net Assets includes all of Certificate of Participation No. 11 for 2010. In addition, the Shafer Art Gallery is included in "Capital Assets, being Depreciated" on the Statement of Net Assets, for which the entire proceeds of the certificate of participation were used. The College has title to this building and all other buildings and equipment on campus. The College made the final payment on Certificate of Participation No. 11 during July 2010.

During the fiscal year ended June 30, 2008, the College entered into a non-interest bearing Loan Agreement with the Kansas Board of Regents in an amount not to exceed \$1,300,000. This agreement is known as the Post-Secondary Educational Institution (PEI) Infrastructure Improvement Program Loan Agreement. The proceeds were used to renovate the Library.

6. Defined Benefit Pension Plan

Plan Description - All employees of Barton Community College meeting KPERS requirements participate in the Kansas Public Employees Retirement System (KPERS), a cost-sharing multiple-employer defined benefit pension plan as provided by K.S.A. 74-4901, *et seq.* KPERS provides retirement benefits, disability income benefits and death benefits.

BARTON COMMUNITY COLLEGE
BARTON COUNTY, KANSAS

NOTES TO FINANCIAL STATEMENTS
JUNE 30, 2012 AND 2011

Defined Benefit Pension Plan, continued

Kansas law establishes and amends benefit provisions. KPERS issues a publicly available financial report that includes financial statements and required supplementary information. That report may be obtained by writing to KPERS (611 South Kansas Avenue, Suite 100, Topeka, KS 66603-3803) or by calling 1-888-275-5737.

Funding Policy – K.S.A. 74-4919 establishes the KPERS member-employee contribution rate at 4% of covered salary. Member-employees' contributions are withheld by their employer and paid to KPERS, according to the provisions of Section 414(h) of the Internal Revenue Code. The State of Kansas is required to contribute the remaining amount necessary to achieve the actuarially determined contribution rate. Kansas currently contributes 9.17% of covered payroll. These contribution requirements are established by KPERS and are periodically revised. A new funding policy was established to take effect July 1, 2009 that would change the required member-employee rate from 4% to 6% for new hires unless they were employed by a previous KPERS employer.

The payroll for employees covered by the System for the year ended June 30, 2012 was \$12,943,602; the total gross payroll was \$15,309,744; and June 30, 2011 the payroll for covered employees was \$12,534,435; the total gross payroll was \$15,024,956.

The contribution requirement for the year ended June 30, 2012 was \$1,849,250 which consisted of \$1,149,408 from the College and \$584,660 from employees; these contributions represented an aggregate of 9.78% and 4.00% or 6.00% of covered payroll, respectively. The contribution requirement for the year ended June 30, 2011 was \$1,679,956, which consisted of \$1,149,408 from the College and \$529,820 from employees; these contributions represented an aggregate of 9.17% and 4.00% or 6.00% of covered payroll, respectively.

Membership in KPERS is mandatory for all employees in covered positions. College employees in a KPERS covered position become members on their first day of employment. The requirements for a covered position are (1) position is not temporary (2) position is not seasonal (3) position requires at least 630 hours of work per year and (4) position is covered by social security. Substantially all employees of Barton Community College are required to participate in the system. Employees may retire with full benefits at age 65 with 1 year of service credit, age 62 with 10 years of service credit, or any age when the employees combined age and years of service are equal to or greater than 85. Employees may retire with reduced benefits as early as age 55, if they have at least 10 years of credited service. A reduction factor of 0.2 percent is applied for each month they are between the age of 60 and 62, plus (+) 0.6 percent for each month they are between the ages of 55 and 60. Retirement benefits are calculated using formulas that are set by State Law. The formulas take in-to account the member's final average salary, years of service and a statutory multiplier. Final average salary is the higher of a four-year average or a three-year final average salary. Benefits fully vest on reaching 10 years of service

The system also provides death and disability benefits. Benefits are established by State statute.

7. Compensated Absences

All 12-month employees of Barton Community College, such as the executive, 12-month faculty, hourly and exempt personnel are entitled to vacation time under the following schedule:

- a. Executive personnel: 13.33 hours per month (20 days per year) and a maximum of 40 days of vacation may be accumulated.
- b. 12-Month Faculty – Barton Campus: Under 5 years of service – 8.00 hours per month (12 days per year), 5 or more years of service – 11.33 hours per month (17 days per year) and a maximum of 24 days of vacation may be accumulated.
- c. 12-Month Faculty – Fort Riley Campus : 20.00 hours per month (30 days per year) and a maximum of 30 days of vacation may be accumulated.

BARTON COMMUNITY COLLEGE
BARTON COUNTY, KANSAS

NOTES TO FINANCIAL STATEMENTS
JUNE 30, 2012 AND 2011

Compensated Absences, continued

- d. Hourly personnel: Under 5 years of service – 6.67 hours per month (10 days per year), 5 or more years of service – 10 hours per month (15 days per year) and a maximum of 20 days of vacation may be accumulated.
- e. Exempt personnel: Under 5 years of service – 8.00 hours per month (12 days per year), 5 or more years of service – 11.33 hours per month (17 days per year) and a maximum of 24 days of vacation may be accumulated.

Amounts accrued at June 30, 2012 totaled \$675,996 and June 30, 2011 totaled \$590,319.

8. Employee Benefits

Barton Community College offers numerous employee benefits to all full-time employees. Those benefits are College sponsored family health insurance premiums (the difference between the amount funded by the College), dependent care, medical expense reimbursement, and/or Cancer and/or Accident Insurance premiums.

Health/Dental Insurance – Group health/dental insurance is available to full-time employees subject to the availability of funds. The College pays the monthly premium for a single plan in full for employees that are non-smoking. If a family plan is desired, the employee pays the difference between the cost funded by the College and that of a family plan.

Flexible Benefit Plan – The flexible benefit plan is a fringe benefit package established by the College that allows the employee to pay for a select group of fringe benefits, using before-tax dollars. Those benefits are College sponsored family health insurance premiums (the difference between a single policy and a family policy), dependent care, medical expense reimbursement, and/or Cancer and/or Accident Insurance premiums.

Life Insurance – The College provides a term life insurance policy for full-time employees. The College pays the entire premium. The amount of coverage is as follows: \$20,000 up to age 65, \$13,000 to age 70, \$9,000 to age 75, and \$6,000 at age 75 and older.

KPERS – All employees of the College meeting KPERS requirements participate in the Kansas Public Employees Retirement System. Employees contribute 4% of their salary, which is deducted from their check each month. See Note 6.

403(b) Plan – The College provides a “tax-sheltered annuity plan” to eligible employees, pursuant to Code Section 403(b) of the Internal Revenue Code. The 403(b) Plan is a single-employer plan.

Sick Leave – Employees are eligible for sick leave benefits according to the following criteria:

- a. Executive Staff – 8 hours per full month of employment and a maximum of 960 hours may be accumulated.
- b. Faculty – 8 hours per full month of employment and a maximum of 960 hours may be accumulated.
- c. Exempt Staff—Full-time exempt staff employees accrue 8 hours per full month of employment, $\frac{3}{4}$ -time exempt staff employees accrue 6 hours per full month of employment, $\frac{1}{2}$ -time exempt staff employees accrue 4 hours per full month of employment. A maximum of 960 hours may be accumulated.
- d. Hourly Staff – Full-time hourly employees accrue 8 hours per full month of employment. Part-time hourly employees accrue .0462 hours per each hour worked. A maximum of 960 hours may be accumulated.

Employees are not paid for unused sick leave upon termination of employment except for those employees qualifying for early retirement. A qualified early retiree will be paid for accumulated sick leave at a rate of the retiree’s average base salary for the last 4 years of employment times (X) $\frac{1}{4}$

BARTON COMMUNITY COLLEGE
BARTON COUNTY, KANSAS

NOTES TO FINANCIAL STATEMENTS
JUNE 30, 2012 AND 2011

Employee Benefits, continued

the number of accumulated sick days up to \$100 per day. Accordingly, sick pay is charged to expenditures when taken. No provision has been made in the financial statements for unused sick leave.

Paid Holidays – The following are established holidays for the College: Martin Luther King Day, Spring Break (2 days), Good Friday and the following Monday, Memorial Day, Independence Day, Labor Day, Thanksgiving and the Wednesday before and the following Friday, 10 working days for Christmas break in accordance with the academic calendar. Full time employees receive 2 days of personal leave per year.

Due to the unique teaching and operational schedule at Fort Riley, a holiday schedule for Fort Riley personnel is published annually at the beginning of each fiscal year.

9. Early Retirement Program

Prior to July 1, 2008 the College provided an early retirement program for certain eligible employees. Those eligible under the program received benefits for up to 5 years. Eligible employees received health insurance coverage (single membership) equal to that of a full-time employee from the time the employee chose to take early retirement and will continue until the early retirement employee reaches age 65. Eligible employees received continuation of the "College Group Life Insurance Coverage". The College provided payment for the accrued Vacation Leave as outlined in the Vacation Leave procedure. Additionally, payment was provided for accrued sick leave at the rate of the retiree's average base salary calculated as a daily rate for the last four years of employment times (X) ¼ the number of accrued sick days, up to \$100 per day. The College also provides annual payments equating to 11% of the retiree's average base salary for the four highest years of employment at the College. Per GASB Statement No. 47 the College recognized a liability and expense for voluntary termination benefits when the offer was accepted and the amount could be estimated. Effective July 1, 2008 this program was terminated for any future retiree's, but will continue for eligible retiree's already in the program at that time. Payments for the 3 retired employees under this plan were \$10,469 for the year ended June 30, 2012 and for the 7 retired employees payments were \$40,918 for year ended June 30, 2011.

10. Other Post Employment Benefits

Under the Consolidated Omnibus Budget Reconciliation Act (COBRA), the College makes health care benefits available to eligible former employees and eligible dependents. Certain requirements are outlined by the federal government for this coverage. The premium is paid in full by the insured. There is no cost to the College under this program.

11. Compliance with Kansas Statutes

No cash basis or budget violations were noted for the years ending June 30, 2012 or 2011.

12. Compliance with Federal Regulations

There were no instances of noncompliance noted for the years ending June 30, 2012 or 2011.

13. Beneficial Interest in Remainder Trust

Foundation

The Foundation was named as a 20% beneficiary of two trusts which own farmland and a small amount of cash. The trust documents state that the farmland should remain in the trusts until twenty years and nine months after the death of the last survivor. The last survivor passed away on August 14, 2000 and therefore, the trusts will continue until 2021. The Foundation's interests in these trusts are recorded in the financial statements at 20% of the fair market value of the farmland and cash. The amount recorded as a beneficial interest of these trusts was \$90,413 and \$94,384 as of June 30, 2012 and 2011, respectively.

BARTON COMMUNITY COLLEGE
BARTON COUNTY, KANSAS

NOTES TO FINANCIAL STATEMENTS
JUNE 30, 2012 AND 2011

Beneficial Interest in Remainder Trust continued

The Foundation was named a 50% beneficiary of a trust that contains cash and marketable securities. The income earned by the trust's assets is distributed to five beneficiaries and then, upon the death of the last income beneficiary, a portion of the trust corpus will be distributed to the Foundation. The Foundation has recorded its respective interest in the trust based on the fair market value of the investments at year end. The amount recorded as a beneficial interest of this trust at June 30, 2012 and 2011 is \$335,772 and \$355,770, respectively.

14. Unconditional Promises to Give

Foundation

Included in "Unconditional Promises to Give" are pledges for the following purposes:

	2012	2011
Fine Arts Building Renovation	\$ 10,000	15,000
Frank J Dome Endowment	-	2,000
Unconditional Promises to Give		
Uncollectible Pledges	10,000	17,000
Less: Allowance for Uncollectible Pledges	-	-
Net Unconditional Promises to Give	\$ 10,000	17,000
Pledges Due In:	2012	2011
Less than One Year	\$ 5,000	7,000
One to Five Years	5,000	10,000
Total Pledges Due	\$ 10,000	17,000

In addition to the Unconditional Promises to Give reported above, the Foundation received the following Conditional Promises to Give, which are not recognized as an asset in the Statements of Financial Position:

	2012	2011
Promises to Give Conditional upon Continued Employment at Barton Community College	\$ 4,719	1,004

BARTON COMMUNITY COLLEGE
BARTON COUNTY, KANSAS

NOTES TO FINANCIAL STATEMENTS
JUNE 30, 2012 AND 2011

15. Temporarily Restricted Net Assets

Foundation

Temporarily restricted net assets are available for the following specific purposes:

	2012	2011
Scholarships and Program Enhancements	\$ 1,296,753	1,412,591
Gifts and Grants	64,767	15,253
Library	35,158	35,290
Vocational Education	1,235	1,240
Friends of the Gallery	17,274	18,790
Fine Arts Building	75,101	90,591
Cohen Center	187,805	189,328
Wesley Assessment Center	49,124	49,307
Library Renovation	3,671	5,782
AAC Enhancements	5,318	5,337
Other Various Restrictions	9,845	9,879
Total	\$ 1,746,051	1,833,388

Net assets were released from donor restrictions by incurring expenses satisfying the restrictions specified by the donor. The net assets released were from the following restrictions:

	2012	2011
Scholarships and Program Enhancements	\$ 152,737	21,430
Gifts and Grants	-	1,950
Library Renovation	2,085	83,562
ACC Enhancements	-	46,877
Fine Arts Building	15,490	-
Other Various Restrictions	7,903	-
Total	\$ 178,215	153,819

BARTON COMMUNITY COLLEGE
BARTON COUNTY, KANSAS

NOTES TO FINANCIAL STATEMENTS
JUNE 30, 2012 AND 2011

16. Permanently Restricted Net Assets

Foundation

Permanently restricted net assets have been restricted by the donor for the following purposes:

	2012	2011
Scholarships and Educational Programs/Enhancements	\$ 2,982,858	2,978,901
Artwork Collection	611,288	606,688
Book Collection	124,060	123,970
Total	\$ 3,718,206	3,709,559

The income generated from the investment of endowment principal is to be spent on scholarships and educational programs or enhancements, per the donor.

17. Fair Value Measurements

Financial Accounting Standards Board (FASB) *Accounting Standards Codification (ASC) 820, Fair Value Measurements and Disclosures*, establishes the framework for measuring fair value. That framework provides a fair value hierarchy that prioritizes the inputs to valuation techniques used to measure fair value. The hierarchy gives the highest priority to unadjusted quoted prices in active markets for identical assets or liabilities (level 1 measurements) and the lowest priority to unobservable inputs (level 3 measurements). The three levels of fair value hierarchy under FASB ASC 820 are described below:

- Level 1 Quoted prices in active markets for identical assets or liabilities.

- Level 2 Observable inputs other than Level 1 prices, such as quoted prices for similar assets or liabilities; quoted prices in markets that are not active; or other inputs that are observable or can be corroborated by observable market data for substantially the full-term of the assets or liabilities.

- Level 3 Unobservable inputs that are supported by little or no market activity and that are significant to the fair value of the assets or liabilities.

The asset's or liability's fair value measurement level within the fair value hierarchy is based on the lowest level of any input that is significant to the fair value measurement. Valuation techniques used need to maximize the use of observable inputs and minimize the use of unobservable inputs.

Following is a description of the inputs and valuation methodologies used for assets measured at fair value on a recurring basis. There have been no changes in the methodologies used at June 30, 2012 and 2011.

Common stock, non-governmental obligations and government obligations are valued at the closing price reported on the active market on which the individual securities are traded. Equity funds are valued at net asset value of the shares held by the Foundation at year end.

The preceding methods described may produce a fair value calculation that may not be indicative of net realizable value or reflective of future fair values. Furthermore, although **Barton County Community College Foundation** believes its valuation methods are appropriate and consistent with other market participants, the use of different methodologies or assumptions to determine the fair value of certain financial instruments could result in a different fair value measurement at the reporting date.

BARTON COMMUNITY COLLEGE
BARTON COUNTY, KANSAS

NOTES TO FINANCIAL STATEMENTS
JUNE 30, 2012 AND 2011

Fair Value Measurements, continued

		June 30, 2012			
		Fair Value Measurements Using			
		Significant			
		Quoted Prices in	Other	Significant	
		Active Markets for	Observable	Unobservable	
		Identical Assets	Inputs	Inputs	
		(Level 1)	(Level 2)	(Level 3)	Total
Investments held by the Foundation					
Equity Funds	\$	1,387,689	-	-	1,387,689
Common Stocks		1,698,733	-	-	1,698,733
Government Obligations		724,553	-	-	724,553
Non-governmental Obligations		853,136	-	-	853,136
Fixed Income Funds		249,300	-	-	249,300
Total Investments held by the Foundation					
	\$	<u>4,913,411</u>	<u>-</u>	<u>-</u>	<u>4,913,411</u>
Investments held by Remainder Trusts					
Equity Funds	\$	<u>304,942</u>	<u>-</u>	<u>-</u>	<u>304,942</u>
		June 30, 2011			
		Fair Value Measurements Using			
		Significant			
		Quoted Prices in	Other	Significant	
		Active Markets for	Observable	Unobservable	
		Identical Assets	Inputs	Inputs	
		(Level 1)	(Level 2)	(Level 3)	Total
Investments held by the Foundation					
Equity Funds	\$	1,267,034	-	-	1,267,034
Common Stocks		1,895,677	-	-	1,895,677
Government Obligations		891,351	-	-	891,351
Non-governmental Obligations		736,986	-	-	736,986
Total Investments held by the Foundation					
	\$	<u>4,791,048</u>	<u>-</u>	<u>-</u>	<u>4,791,048</u>
Investments held by Remainder Trusts					
Equity Funds	\$	<u>345,788</u>	<u>-</u>	<u>-</u>	<u>345,788</u>

The carrying values of cash, receivables, accounts payable and accrued liabilities approximate their fair values due to the relatively short periods to maturity of these items or because they are receivable or payable on demand.

The fair value of the land, book collection and artwork owned by the Foundation is unknown. Furthermore, the Foundation is uncertain how the fair value of the land held by two of the remainder trusts is determined since this asset is not under the Foundation's control. In order for the Foundation to determine the estimated fair value of these assets, the Foundation would incur excessive costs which could affect the Foundation's programs and activities.

BARTON COMMUNITY COLLEGE
BARTON COUNTY, KANSAS

NOTES TO FINANCIAL STATEMENTS
JUNE 30, 2012 AND 2011

18. Endowment Funds

The Foundation's endowment consists of individual funds established for a variety of purposes. As required by accounting principles generally accepted in the United States of America, net assets associated with endowment funds, are classified and reported based on the existence or absence of donor-imposed restrictions.

The Foundation's governing body has interpreted the State of Kansas Uniform Prudent Management of Institutional Funds Act (UPMIFA) as requiring preservation of the fair value of the original gift as of the gift date of the donor-restricted endowment funds absent explicit donor stipulations to the contrary. As a result of this interpretation, the Foundation classifies as permanently restricted net assets (a) the original value of gifts donated to the permanent endowment, (b) the original value of subsequent gifts to the permanent endowment and (c) accumulations to the permanent endowment made in accordance with the direction of the applicable donor gift instrument at the time the accumulation is added to the fund. The remaining portion of donor-restricted endowment funds is classified as temporarily restricted net assets until those amounts are appropriated for expenditure by the Foundation in a manner consistent with the standard of prudence prescribed by UPMIFA. In accordance with UPMIFA, the Foundation considers the following factors in make in a determination to appropriate or accumulate donor-restricted endowment funds:

1. Duration and preservation of the fund
2. Purposes of the Foundation and the fund
3. General economic conditions
4. Possible effect of inflation and deflation
5. Expected total return from investment income and appreciation or depreciation of investments
6. Other resources of the Foundation
7. Investment policies of the Foundation

Barton County Community College Foundation's long-term financial objectives for their endowment funds are to generate income to provide for current needs and to preserve the principal of the endowment funds in order to provide a base for generating income to meet future needs. The Financial Planning Committee is charged with investing and managing the endowment funds as a prudent investor would while taking into consideration the purpose, terms, and distribution requirements of each endowment fund. In making and implementing investment decisions, the Committee has a duty to diversify the investments of the endowment funds unless, under the circumstances, it is not prudent to do so.

The recommended asset allocation of the endowment funds as of June 30, 2012 is as follows:

	<u>Minimum</u>	<u>Maximum</u>
Equity	45%	70%
Fixed Income	25%	45%
Cash Equivalent	0%	15%

The overall investment policy of the Foundation is to obtain the best possible return on their investments and that such return is the sum of the yield (defined as interest, dividends, etc.) and gain (defined as appreciation) commensurate with the degree of risk the Foundation is willing to assume in obtaining such return.

Endowment funds shall generally be invested for no less than 12 months prior to the earnings being available to use. The earnings and appreciation generated from the endowments will be available for expenditure in accordance with the donor's restrictions. Any distribution from an endowment may not be in an amount which invades the endowment's principal balance. Furthermore, no expenditures are allowed from an endowment when the fair value falls below the endowment's principal balance.

BARTON COMMUNITY COLLEGE
BARTON COUNTY, KANSAS

NOTES TO FINANCIAL STATEMENTS
JUNE 30, 2012 AND 2011

Endowment Funds, continued

All of the Foundation's endowment funds are donor restricted and the principal balances are included in permanently restricted net assets in the financial statements.

Below is a reconciliation of the activity in the endowment investment accounts.

	Unrestricted	Temporarily Restricted	Permanently Restricted	Total
Endowment Net Assets - June 30, 2010	\$ (47,216)	202,990	2,383,333	2,539,107
Investment Return		-	-	-
Investment Income	-	57,518	-	57,518
Net Appreciation (Realized and Unrealized)	46,745	426,335	-	473,080
Contributions	-	-	136,364	136,364
Expenditures	-	(110,486)	-	(110,486)
Payments Received on Receivables	-	2,850	7,050	9,900
Endowment Net Assets - June 30, 2011	\$ (471)	579,207	2,526,747	3,105,483
Investment Return		62,917	-	62,917
Investment Income	-	62,917	-	62,917
Net Appreciation (Realized and Unrealized)	(818)	(69,105)	-	(69,923)
Contributions	-	-	40,300	40,300
Expenditures	-	(113,492)	-	(113,492)
Net Transfers From Endowments	-	(2,828)	(10,374)	(13,202)
Endowment Net Assets - June 30, 2012	\$ (1,289)	456,699	2,556,673	3,012,083

19. Fundraising

Barton County Community College Foundation incurred \$15,489 and \$12,610 in fundraising expenses during the years ended June 30, 2012 and 2011, respectively. The fundraising expenses were incurred in connection with the Big Benefit Auction, Clay Shoot, and Barton Enhancement and Scholarship Team Fundraiser.

19. Economic Dependency

The College is economically dependent on the State of Kansas for appropriations, Barton County for property tax receipts and the Federal Government for grant funding.

20. Eliminations

Policy for eliminating internal activity in the government-wide statement of activities:

The comptroller for the College reviews journal entries monthly to identify and note all internal transfers. At year end, he creates a file of all transfers so noted. The Dean of Administration reviews the file for completeness and creates the reports used for financial preparation.

21. Accounting Standards Issued Not Yet Adopted

In June 2004, GASB issued Statement No. 45, *Accounting and Financial Reporting by Employers for Postemployment Benefits Other Than Pensions (OPEB)*. This Statement establishes standards for the measurement, recognition, and display of OPEB expense/expenditures and related liabilities (assets), note disclosures, and, if applicable, required supplementary information in the financial reports of state and local governmental employers. This statement would have been effective for the College for the year ending June 30, 2009. However, since the College no longer offers *Other Post-Employment Benefits*, GASB No. 45 does not apply.

BARTON COMMUNITY COLLEGE
BARTON COUNTY, KANSAS

NOTES TO FINANCIAL STATEMENTS
JUNE 30, 2012 AND 2011

22. Risk Management

The College is exposed to various risks of loss from torts; theft of, damage to, and destruction of assets; business interruptions; errors and omission; employee injuries and illnesses; natural disasters; and employee health, life, and accident benefits. Commercial insurance coverage is purchased for claims arising from such matters.

23. Commitments and Contingencies

The College conducts certain programs pursuant to various grants and contracts, which are subject to audit by various federal and state agencies. Costs questioned as a result of audits, if any, may result in refunds to these governmental agencies from various sources of the College.

24. Contingent liability

During the year ending June 30, 2011, **Barton County Community College Foundation** made a commitment to Barton Community College students to award approximately \$184,000 in scholarships for the 2011-2012 school years. The Foundation would be required to act under this commitment once the students enroll for the fall and spring semesters. During the year ended June 30, 2012, the Foundation fulfilled this commitment. Barton County Community College Foundation did not make a similar commitment for the 2012-2013 school year ending June 30, 2013.

Over the past few years, the Foundation Board has approved funding for GED testing expenses incurred by students at Barton Community College's Audit Education Center. As of June 30, 2012 and 2011, the Foundation had a remaining commitment of \$191.

25. In-Kind Donations

In-kind donations received by the Foundation during the year ended June 30, 2012 and 2011 consisted of equipment, office supplies, insurance, office space, artwork and books for the benefit of Barton Community College and/or **Barton County Community College Foundation** totaling \$27, 849 and \$62,674, respectively.

26. Related Party Transactions

Barton County Community College Foundation is a nonprofit corporation whose purpose it to raise private sector funds by providing leadership and to prudently manage gifts to benefit educational opportunities and initiatives of Barton Community College. The majority of the contributions received are from individual supporters of the Foundation. The Foundation receives services donated by volunteers in the community and by other organizations. For example, the salary of the executive director and Foundation staff are paid by Barton Community College. No amounts have been reflected in the financial statements for these services since they do not meet the criteria for recognition under current accounting standards.

27. Prior-Period Adjustments

The beginning fund balance of the College at July 1, 2011 has been increased by \$504,237 for capitalization of construction costs, associated with the new track and soccer field as determined by management. This amount is included in Construction-in-Progress as set forth in note 3 detailing changes in Capital Assets.

The unrestricted net assets of the Foundation as of July 1, 2010 have been increased by \$10,000 and the beneficial interest in assets held by Golden Belt Community Foundation has been increased by the same amount. This adjustment is necessary to record the prior year transfer to the community foundation in accordance with generally accepted accounting principles.

BARTON COMMUNITY COLLEGE
BARTON COUNTY, KANSAS

NOTES TO FINANCIAL STATEMENTS
JUNE 30, 2012 AND 2011

28. Subsequent Events

Management evaluated events and transactions that occurred after the balance sheet date for potential recognition and disclosure through December 27, 2012, the date on which the financial statements were available to be issued. No items requiring further disclosure were noted.

29. Pending governmental accounting standards

GASB Statement No. 60 *Accounting and Financial Reporting for Service Concession Arrangements*, was issued in November 2010. This statement is intended to improve financial reporting by addressing issues related to service concession arrangements, which are a type of public-private partnership. GASB 60 applies to those arrangements in which specific criteria determining whether a transferor (a government) has control over the facility are met. The provisions of this statement are effective for the College's fiscal year ending June 30, 2013.

GASB Statement No. 61 *The Financial Reporting Entity: Omnibus*, was issued in November 2010. This statement modifies certain requirements for inclusion of component units in the College's financial statements when the component unit was included based on the fiscal dependency requirement. The new statement clarifies the manner in which a government's management determines a component unit should be included, even if the financial accountability criterion is not met. This statement also amends the criteria for reporting component units as if they were a part of the primary government (that is, blending) when the component unit is blended based on the "substantively in the same governing body" criterion. New criteria also are added to require blending of component units whose total debt outstanding is expected to be repaid entirely or almost entirely with resources of the primary government. The provisions of this statement are effective for financial statements for the College's fiscal year ending June 30, 2013.

GASB Statement No. 62, *Codification of Accounting and Financial Reporting Guidance Contained in Pre-November 30, 1989 FASB and AICPA Pronouncements*, was issued in December 2010. This statement incorporates the applicable guidance previously presented in various FASB and AICPA pronouncements issued prior to November 30, 1989. The goal is to reduce complexity in locating and using authoritative literature needed to prepare financial reports. The provisions of this statement are effective for financial statements for the College's fiscal year ending June 30, 2013.

GASB Statement No. 63, *Financial Reporting of Deferred Outflows of Resources, Deferred Inflows of Resources, and Net Position*, was issued in June 2011. This statement provides a new statement of net position format to report all assets, deferred outflows of resources, liabilities, deferred inflows of resources, and net position. It requires that deferred outflows of resources and deferred inflows of resources be reported separately from assets and liabilities. This statement also amends certain provisions of GASB Statement No. 34 *Basic Financial Statements – and Management's Discussion and Analysis – for State and Local Governments*, and related pronouncements to reflect the residual measure in the statement of financial position as net position, rather than net assets. The provisions of this statement are effective for financial statements of the College's fiscal year ending June 30, 2013.

Management has not completed its evaluation of the impact the new Statements will have though implementation of the above Statements is not expected to have a material effect on the financial statements.

BARTON COUNTY COMMUNITY COLLEGE
BARTON COUNTY, KANSAS

COMBINING STATEMENT OF NET ASSETS
JUNE 30, 2012

	General Operations	Adult Basic Education	Agency	
			Activity	Operations
ASSETS:				
Current Assets:				
Cash and Cash Equivalents	\$ 12,218,885	10,000	396,620	3,312,098
Investments	-	-	-	-
Accounts Receivable, Net of Allowances	969,312	-	-	-
Taxes Receivable	-	-	-	-
Inventories	-	-	-	-
Other Receivables	-	-	-	-
Total Current Assets	<u>13,188,197</u>	<u>10,000</u>	<u>396,620</u>	<u>3,312,098</u>
Non-Current Assets:				
Beneficial Interest in Remainder Trusts	-	-	-	-
Restricted Investments	-	-	-	-
Other Receivables	-	-	-	-
Debt Issue Costs, Net	165,684	-	-	-
Capital Assets, Not Being Depreciated	487,590	-	-	-
Capital Assets, Being Depreciated, Net	12,159,000	-	3,759	-
Total Non-Current Assets	<u>12,812,274</u>	<u>-</u>	<u>3,759</u>	<u>-</u>
Total Assets	<u><u>26,000,471</u></u>	<u><u>10,000</u></u>	<u><u>400,379</u></u>	<u><u>3,312,098</u></u>
LIABILITIES:				
Current Liabilities:				
Accounts Payable	37,812	-	-	2,098
Other Payables	295,562	-	-	-
Early Retirement Liability	15,502	-	-	-
Compensated Absences	675,996	-	-	-
Current Portion - Certificates Of Participation	142,578	-	-	-
Current Portion - Capital Leases	1,119	-	-	-
Current Portion - Loan Payable	162,500	-	-	-
Accrued Payroll	616,071	2,194	-	23,145
Accrued Interest	24,282	-	-	-
Total Current Liabilities	<u>1,971,422</u>	<u>2,194</u>	<u>-</u>	<u>25,243</u>
Non-Current Liabilities:				
Long-Term Certificates of Participation	5,318,025	-	-	-
Long-Term Capital Leases	-	-	-	-
Long-Term Loan Payable	487,500	-	-	-
Total Non-Current Liabilities	<u>5,805,525</u>	<u>-</u>	<u>-</u>	<u>-</u>
Total Liabilities	<u><u>7,776,947</u></u>	<u><u>2,194</u></u>	<u><u>-</u></u>	<u><u>25,243</u></u>
NET ASSETS:				
Invested in Capital Assets, Net of Related Debt	6,534,869	-	3,759	-
Unrestricted	11,361,546	7,806	396,620	3,286,855
Restricted - Expendable	327,109	-	-	-
Restricted - Non-Expendable	-	-	-	-
Total Net Assets	<u><u>\$ 18,223,524</u></u>	<u><u>7,806</u></u>	<u><u>400,379</u></u>	<u><u>3,286,855</u></u>

<u>Student Financial Aid</u>	<u>Camp Aldrich</u>	<u>Student Dormitory</u>	<u>Student Union</u>	<u>Eliminations</u>	<u>Totals</u>
2,105,754	11,422	1,784,263	660,730	-	20,499,772
-	-	-	-	-	-
-	-	-	-	-	969,312
-	-	-	-	-	-
-	-	-	281,361	-	281,361
-	-	-	12,939	-	12,939
<u>2,105,754</u>	<u>11,422</u>	<u>1,784,263</u>	<u>955,030</u>	<u>-</u>	<u>21,763,384</u>
-	-	-	-	-	-
-	-	-	-	-	-
-	-	-	-	-	-
-	-	134,697	-	-	300,381
-	191,210	-	-	-	678,800
-	429,192	2,885,950	327,785	-	15,805,686
-	620,402	3,020,647	327,785	-	16,784,867
<u>2,105,754</u>	<u>631,824</u>	<u>4,804,910</u>	<u>1,282,815</u>	<u>-</u>	<u>38,548,251</u>
4,467	83	7,805	4,862	-	57,127
-	-	-	-	-	295,562
-	-	-	-	-	15,502
-	-	-	-	-	675,996
-	-	90,000	-	-	232,578
-	-	-	-	-	1,119
-	-	-	-	-	162,500
36,370	6,199	8,638	5,550	-	698,167
-	-	38,214	-	-	62,496
<u>40,837</u>	<u>6,282</u>	<u>144,657</u>	<u>10,412</u>	<u>-</u>	<u>2,201,047</u>
-	-	2,090,000	-	-	7,408,025
-	-	-	-	-	-
-	-	-	-	-	487,500
-	-	2,090,000	-	-	7,895,525
<u>40,837</u>	<u>6,282</u>	<u>2,234,657</u>	<u>10,412</u>	<u>-</u>	<u>10,096,572</u>
-	429,192	705,950	327,785	-	8,001,555
2,064,917	196,350	-	-	-	17,314,094
-	-	1,864,303	944,618	-	3,136,030
-	-	-	-	-	-
<u>2,064,917</u>	<u>625,542</u>	<u>2,570,253</u>	<u>1,272,403</u>	<u>-</u>	<u>28,451,679</u>

BARTON COUNTY COMMUNITY COLLEGE
BARTON COUNTY, KANSAS

COMBINING STATEMENT OF NET ASSETS
JUNE 30, 2011

	General Operations	Adult Basic Education	Agency	
			Activity	Operations
ASSETS:				
Current Assets:				
Cash and Cash Equivalents	\$ 10,834,122	10,000	396,134	3,020,049
Investments	-	-	-	-
Accounts Receivable, Net of Allowances	1,024,023	-	-	-
Inventories	-	-	-	-
Other Receivables	-	-	-	-
Total Current Assets	<u>11,858,145</u>	<u>10,000</u>	<u>396,134</u>	<u>3,020,049</u>
Non-Current Assets:				
Beneficial Interest in Remainder Trusts	-	-	-	-
Restricted Investments	-	-	-	-
Other Receivables	-	-	-	-
Debt Issue Costs, Net	172,470	-	-	-
Capital Assets, Not Being Depreciated	487,590	-	-	-
Capital Assets, Being Depreciated, Net	12,346,985	-	4,117	-
Total Non-Current Assets	<u>13,007,045</u>	<u>-</u>	<u>4,117</u>	<u>-</u>
Total Assets	<u><u>24,865,190</u></u>	<u><u>10,000</u></u>	<u><u>400,251</u></u>	<u><u>3,020,049</u></u>
LIABILITIES:				
Current Liabilities:				
Accounts Payable	27,320	-	-	-
Other Payables	301,223	-	-	-
Early Retirement Liability	25,971	-	-	-
Compensated Absences	590,319	-	-	-
Current Portion - Certificates of Participation	136,146	-	-	-
Current Portion - Capital Leases	6,077	-	-	-
Current Portion - Loan Payable	162,500	-	-	-
Accrued Payroll	558,101	1,944	-	32,083
Accrued Interest	25,119	-	-	-
Total Current Liabilities	<u>1,832,776</u>	<u>1,944</u>	<u>-</u>	<u>32,083</u>
Non-Current Liabilities:				
Long-Term Certificates of Participation	5,460,713	-	-	-
Long-Term Capital Leases	1,119	-	-	-
Long-Term Loan Payable	650,000	-	-	-
Total Non-Current Liabilities	<u>6,111,832</u>	<u>-</u>	<u>-</u>	<u>-</u>
Total Liabilities	<u><u>7,944,608</u></u>	<u><u>1,944</u></u>	<u><u>-</u></u>	<u><u>32,083</u></u>
NET ASSETS:				
Invested in Capital Assets, Net of Related Debt	6,418,020	-	4,117	-
Unrestricted	8,787,688	8,056	396,134	2,987,966
Restricted - Expendable	1,714,874	-	-	-
Restricted - Non-Expendable	-	-	-	-
Total Net Assets	<u><u>\$ 16,920,582</u></u>	<u><u>8,056</u></u>	<u><u>400,251</u></u>	<u><u>2,987,966</u></u>

<u>Student Financial Aid</u>	<u>Camp Aldrich</u>	<u>Student Dormitory</u>	<u>Student Union</u>	<u>Eliminations</u>	<u>Totals</u>
1,570,861	52,653	1,457,092	612,214	-	17,953,125
-	-	-	-	-	-
-	-	-	-	-	1,024,023
-	-	-	319,443	-	319,443
-	-	-	21,335	-	21,335
<u>1,570,861</u>	<u>52,653</u>	<u>1,457,092</u>	<u>952,992</u>	<u>-</u>	<u>19,317,926</u>
-	-	-	-	-	-
-	-	-	-	-	-
-	-	-	-	-	-
-	-	142,938	-	-	315,408
-	191,210	-	-	-	678,800
-	439,301	2,936,604	335,980	-	16,062,987
-	630,511	3,079,542	335,980	-	17,057,195
<u>1,570,861</u>	<u>683,164</u>	<u>4,536,634</u>	<u>1,288,972</u>	<u>-</u>	<u>36,375,121</u>
296	8	5,931	195	-	33,750
-	-	-	-	-	301,223
-	-	-	-	-	25,971
-	-	-	-	-	590,319
-	-	90,000	-	-	226,146
-	-	-	-	-	6,077
-	-	-	-	-	162,500
35,044	7,706	8,970	4,593	-	648,441
-	-	39,520	-	-	64,639
<u>35,340</u>	<u>7,714</u>	<u>144,421</u>	<u>4,788</u>	<u>-</u>	<u>2,059,066</u>
-	-	2,180,000	-	-	7,640,713
-	-	-	-	-	1,119
-	-	-	-	-	650,000
-	-	2,180,000	-	-	8,291,832
<u>35,340</u>	<u>7,714</u>	<u>2,324,421</u>	<u>4,788</u>	<u>-</u>	<u>10,350,898</u>
-	439,301	666,604	335,980	-	7,864,022
1,535,521	236,149	-	-	-	13,951,514
-	-	1,545,609	948,204	-	4,208,687
-	-	-	-	-	-
<u>1,535,521</u>	<u>675,450</u>	<u>2,212,213</u>	<u>1,284,184</u>	<u>-</u>	<u>26,024,223</u>

BARTON COUNTY COMMUNITY COLLEGE
BARTON COUNTY, KANSAS

COMBINING STATEMENT OF REVENUES, EXPENSES AND CHANGES IN NET ASSETS
FOR THE YEAR ENDED JUNE 30, 2012

	General Operations	Adult Basic Education	Agency Activity	Agency Operations
OPERATING REVENUES:				
Tuition And Fees	\$ 10,333,946	-	385,370	-
Federal Appropriations	-	45,681	-	-
Housing Payments	-	-	-	-
Bookstore Sales	-	-	-	-
Scholarships	-	-	-	-
Activity Revenue and Other	9,569,810	70,376	632,560	3,824,132
Total Operating Revenues	<u>19,903,756</u>	<u>116,057</u>	<u>1,017,930</u>	<u>3,824,132</u>
OPERATING EXPENSES:				
Instruction	12,446,090	701	78,269	382,073
Public Service	(27,238)	-	927	277,449
Academic Support	3,202,578	-	15,651	115,930
Student Services	1,923,637	-	166,890	36,598
Institutional Support	13,858,201	171,432	396,438	2,684,787
Physical Plant Operations	2,261,437	-	-	37,096
Student Financial Support	415,322	-	358,203	-
Auxiliary Services	-	-	8,042	-
Depreciation And Amortization	675,015	-	358	-
Interest Expense On Debt	279,184	-	-	-
Total Operating Expenses.	<u>35,034,226</u>	<u>172,133</u>	<u>1,024,778</u>	<u>3,533,933</u>
Operating Income (Loss)	<u>(15,130,470)</u>	<u>(56,076)</u>	<u>(6,848)</u>	<u>290,199</u>
NON-OPERATING REVENUES(EXPENSES):				
State Appropriations	7,343,997	55,826	6,976	6,608
Out of County Revenue	-	-	-	-
Property Taxes	9,063,670	-	-	-
Contributions	-	-	-	-
Investment Income	25,745	-	-	2,082
Transfers In	-	-	-	-
Transfers Out	-	-	-	-
Total Non-operatiing Revenues(Expenses)	<u>16,433,412</u>	<u>55,826</u>	<u>6,976</u>	<u>8,690</u>
Increase (Decrease) in Net Assets	<u>1,302,942</u>	<u>(250)</u>	<u>128</u>	<u>298,889</u>
NET ASSETS:				
Total Net Asset - July 1, 2011	<u>16,920,582</u>	<u>8,056</u>	<u>400,251</u>	<u>2,987,966</u>
Total Net Asset - June 30, 2012	<u>\$ 18,223,524</u>	<u>7,806</u>	<u>400,379</u>	<u>3,286,855</u>

Student Financial Aid	Camp Aldrich	Student Dormitory	Student Union	(Eliminations)	Totals
5,360,441	1,358	-	252,058	(3,780,877)	12,552,296
11,058,654	-	-	-	-	11,104,335
-	-	1,391,443	-	(14,475)	1,376,968
-	-	-	987,295	(8,025)	979,270
1,260,292	-	-	-	(1,260,292)	-
165,047	46,636	-	579,609	(12,041,520)	2,846,650
<u>17,844,434</u>	<u>47,994</u>	<u>1,391,443</u>	<u>1,818,962</u>	<u>(17,105,189)</u>	<u>28,859,519</u>
148,953	-	-	-	(91,432)	12,964,654
1,019,516	-	-	-	(92,940)	1,177,714
9,308	-	-	-	(4,460)	3,339,007
1,552,659	-	-	-	(182,676)	3,497,108
108,427	-	-	-	(11,124,637)	6,094,648
-	-	-	-	(162,585)	2,135,948
15,040,507	-	-	-	(5,047,754)	10,766,278
-	87,793	879,137	1,822,548	(398,705)	2,398,815
-	10,109	58,896	8,195	-	752,573
-	-	95,710	-	-	374,894
<u>17,879,370</u>	<u>97,902</u>	<u>1,033,743</u>	<u>1,830,743</u>	<u>(17,105,189)</u>	<u>43,501,639</u>
<u>(34,936)</u>	<u>(49,908)</u>	<u>357,700</u>	<u>(11,781)</u>	<u>-</u>	<u>(14,642,120)</u>
564,332	-	-	-	-	7,977,739
-	-	-	-	-	-
-	-	-	-	-	9,063,670
-	-	-	-	-	-
-	-	340	-	-	28,167
-	-	-	-	-	-
-	-	-	-	-	-
<u>564,332</u>	<u>-</u>	<u>340</u>	<u>-</u>	<u>-</u>	<u>17,069,576</u>
<u>529,396</u>	<u>(49,908)</u>	<u>358,040</u>	<u>(11,781)</u>	<u>-</u>	<u>2,427,456</u>
<u>1,535,521</u>	<u>675,450</u>	<u>2,212,213</u>	<u>1,284,184</u>	<u>-</u>	<u>26,024,223</u>
<u>2,064,917</u>	<u>625,542</u>	<u>2,570,253</u>	<u>1,272,403</u>	<u>-</u>	<u>28,451,679</u>

BARTON COUNTY COMMUNITY COLLEGE
BARTON COUNTY, KANSAS

COMBINING STATEMENT OF REVENUES, EXPENSES AND CHANGES IN NET ASSETS
FOR THE YEAR ENDED JUNE 30, 2011

	General Operations	Adult Basic Education	Agency Activity	Agency Operations
OPERATING REVENUES:				
Tuition And Fees	\$ 9,108,652	-	320,750	-
Federal Appropriations	-	65,389	-	-
Housing Payments	-	-	-	-
Bookstore Sales	-	-	-	-
Scholarships	-	-	-	-
Activity Revenue and Other	1,852,422	78,112	551,351	3,512,956
Total Operating Revenues	<u>10,961,074</u>	<u>143,501</u>	<u>872,101</u>	<u>3,512,956</u>
OPERATING EXPENSES:				
Instruction	11,843,831	94,608	70,461	258,804
Public Service	94,813	-	30	239,162
Academic Support	3,031,393	-	18,324	138,307
Student Services	1,865,403	-	194,539	10,167
Institutional Support	4,992,549	85,743	312,340	3,560,145
Physical Plant Operations	2,090,061	-	-	3,743
Student Financial Support	336,209	-	273,292	1,417
Auxiliary Services	101,023	-	6,447	-
Depreciation And Amortization	521,658	-	358	-
Interest Expense On Debt	243,931	-	-	-
Total Operating Expenses	<u>25,120,871</u>	<u>180,351</u>	<u>875,791</u>	<u>4,211,745</u>
Operating Income (Loss)	<u>(14,159,797)</u>	<u>(36,850)</u>	<u>(3,690)</u>	<u>(698,789)</u>
NON-OPERATING REVENUES(EXPENSES):				
State Appropriations	7,872,701	39,893	9,591	5,320
Property Taxes	8,876,279	-	-	-
Contributions	-	-	-	-
Investment Income	27,736	-	-	1,859
Transfers In	-	-	-	-
Transfers Out	-	-	-	-
Total Non-operatiing Revenues(Expenses)	<u>16,776,716</u>	<u>39,893</u>	<u>9,591</u>	<u>7,179</u>
Increase (Decrease) in Net Assets	<u>2,616,919</u>	<u>3,043</u>	<u>5,901</u>	<u>(691,610)</u>
NET ASSETS:				
Total Net Asset - July 1, 2010	<u>13,799,426</u>	<u>5,013</u>	<u>394,350</u>	<u>3,679,576</u>
Adjustment for Capitalized Assets	<u>504,237</u>	<u>-</u>	<u>-</u>	<u>-</u>
Net Assets Restated	<u>14,303,663</u>	<u>5,013</u>	<u>394,350</u>	<u>3,679,576</u>
Total Net Asset - June 30, 2011	<u>\$ 16,920,582</u>	<u>8,056</u>	<u>400,251</u>	<u>2,987,966</u>

Student Financial Aid	Camp Aldrich	Student Dormitory	Student Union	(Eliminations)	Totals
4,721,343	1,258	-	226,369	(3,395,537)	10,982,835
10,145,272	-	-	-	-	10,210,661
-	-	1,217,448	-	(18,070)	1,199,378
-	-	-	983,377	(16,953)	966,424
1,131,846	-	-	-	(1,131,846)	-
182,045	137,650	6	505,629	(4,099,156)	2,721,015
<u>16,180,506</u>	<u>138,908</u>	<u>1,217,454</u>	<u>1,715,375</u>	<u>(8,661,562)</u>	<u>26,080,313</u>
23,267	-	-	-	(23,910)	12,267,061
856,493	-	-	-	(35,431)	1,155,067
90,210	-	-	-	(4,570)	3,273,664
1,144,066	-	-	-	(127,463)	3,086,712
105,874	-	-	-	(3,342,891)	5,713,760
-	-	-	-	(163,123)	1,930,681
13,521,661	-	-	-	(4,532,629)	9,599,950
-	124,362	785,899	1,513,874	(431,545)	2,100,060
-	10,109	58,896	8,195	-	599,216
-	-	97,070	-	-	341,001
<u>15,741,571</u>	<u>134,471</u>	<u>941,865</u>	<u>1,522,069</u>	<u>(8,661,562)</u>	<u>40,067,172</u>
<u>438,935</u>	<u>4,437</u>	<u>275,589</u>	<u>193,306</u>	<u>-</u>	<u>(13,986,859)</u>
140,142	-	-	-	-	8,067,647
-	-	-	-	-	8,876,279
-	-	-	-	-	-
-	-	500	2,499	-	32,594
-	-	-	-	-	-
-	-	-	-	-	-
<u>140,142</u>	<u>-</u>	<u>500</u>	<u>2,499</u>	<u>-</u>	<u>16,976,520</u>
<u>579,077</u>	<u>4,437</u>	<u>276,089</u>	<u>195,805</u>	<u>-</u>	<u>2,989,661</u>
<u>956,444</u>	<u>671,013</u>	<u>1,936,124</u>	<u>1,088,379</u>	<u>-</u>	<u>22,530,325</u>
<u>-</u>	<u>-</u>	<u>-</u>	<u>-</u>	<u>-</u>	<u>504,237</u>
<u>956,444</u>	<u>671,013</u>	<u>1,936,124</u>	<u>1,088,379</u>	<u>-</u>	<u>23,034,562</u>
<u>1,535,521</u>	<u>675,450</u>	<u>2,212,213</u>	<u>1,284,184</u>	<u>-</u>	<u>26,024,223</u>

BARTON COUNTY COMMUNITY COLLEGE
BARTON COUNTY, KANSAS

COMBINING STATEMENT OF CASH FLOWS
FOR THE YEAR ENDED JUNE 30, 2012

	General Operations	Adult Basic Education	Agency	
			Activity	Operations
CASH FLOWS FROM OPERATING ACTIVITIES				
Tuition and Fees	\$ 10,204,487	-	385,370	-
Grants and Contracts	-	45,681	-	-
Bookstore Receipts	-	-	-	-
Food Service Receipts	-	-	-	-
Housing Receipts	-	-	-	-
Other Receipts	9,599,062	70,376	632,560	3,824,132
Payments to Suppliers for Goods and Services	(16,255,159)	(25,426)	(998,312)	(2,979,271)
Payments for Utilities	(394,366)	-	-	(1,211)
Payments for Employees and Benefits	(16,895,770)	(146,457)	(26,106)	(560,292)
Scholarship and Grant Payments	(213,392)	-	-	-
Interest Expense	(279,183)	-	-	-
	<u>(14,234,321)</u>	<u>(55,826)</u>	<u>(6,488)</u>	<u>283,358</u>
CASH FLOWS FROM NONCAPITAL FINANCING ACTIVITIES				
Property Taxes	9,063,670	-	-	-
State Appropriations	7,344,000	55,826	6,974	6,608
Contributions	-	-	-	-
Out of County	-	-	-	-
Other Receipts (Payments)	-	-	-	-
Transfers from Other Funds	-	-	-	-
Transfers to Other Funds	-	-	-	-
	<u>16,407,670</u>	<u>55,826</u>	<u>6,974</u>	<u>6,608</u>
CASH FLOWS FROM CAPITAL AND RELATED FINANCING ACTIVITIES				
Principal Additions to Capital Debt	-	-	-	-
Principal Paid on Capital Debt	(304,833)	-	-	-
Purchases of Capital Assets	(509,496)	-	-	-
Other Receipts (Payments)	-	-	-	-
	<u>(814,329)</u>	<u>-</u>	<u>-</u>	<u>-</u>
CASH FLOWS FROM INVESTING ACTIVITIES				
Interest and Dividends on Investments	25,744	-	-	2,082
Net Investment Adjustment	-	-	-	-
Transfers to (from) Investment Account	-	-	-	-
Proceeds from Sale of Land	-	-	-	-
Non-Cash Donation of Land	-	-	-	-
Non-Cash Donation of Stock	-	-	-	-
Non-Cash Donation of Books	-	-	-	-
Restricted Contributions/Purchase of Artwork	-	-	-	-
	<u>25,744</u>	<u>-</u>	<u>-</u>	<u>2,082</u>
NET INCREASE (DECREASE) IN CASH	1,384,764	-	486	292,048
CASH - BEGINNING OF YEAR	10,834,121	10,000	396,134	3,020,050
CASH - END OF YEAR	\$ 12,218,885	10,000	396,620	3,312,098

Student Financial Aid	Camp Aldrich	Student Dormitory	Student Union	Eliminations	Totals
5,360,441	1,358	-	252,058	(3,780,877)	12,422,837
11,058,654	-	-	-	-	11,104,335
-	-	-	987,295	(8,025)	979,270
-	-	-	541,078	(539,283)	1,795
-	-	1,391,443	-	(14,475)	1,376,968
1,425,339	46,636	-	38,531	(12,762,529)	2,874,107
(1,668,890)	(25,254)	(551,741)	(1,575,653)	12,046,577	(12,033,129)
(2,670)	(18,799)	(115,165)	(37,524)	-	(569,735)
(1,198,565)	(45,172)	(213,746)	(157,269)	10,629	(19,232,748)
(15,003,747)	-	-	-	5,047,983	(10,169,156)
-	-	(93,960)	-	-	(373,143)
<u>(29,438)</u>	<u>(41,231)</u>	<u>416,831</u>	<u>48,516</u>	<u>-</u>	<u>(13,618,599)</u>
-	-	-	-	-	9,063,670
564,331	-	-	-	-	7,977,739
-	-	-	-	-	-
-	-	-	-	-	-
-	-	-	-	-	-
-	-	-	-	-	-
<u>564,331</u>	<u>-</u>	<u>-</u>	<u>-</u>	<u>-</u>	<u>17,041,409</u>
-	-	-	-	-	-
-	-	(90,000)	-	-	(394,833)
-	-	-	-	-	(509,496)
-	-	-	-	-	-
-	-	-	-	-	-
<u>-</u>	<u>-</u>	<u>(90,000)</u>	<u>-</u>	<u>-</u>	<u>(904,329)</u>
-	-	340	-	-	28,166
-	-	-	-	-	-
-	-	-	-	-	-
-	-	-	-	-	-
-	-	-	-	-	-
-	-	-	-	-	-
-	-	-	-	-	-
<u>-</u>	<u>-</u>	<u>340</u>	<u>-</u>	<u>-</u>	<u>28,166</u>
534,893	(41,231)	327,171	48,516	-	2,546,647
1,570,861	52,653	1,457,092	612,214	-	17,953,125
<u>2,105,754</u>	<u>11,422</u>	<u>1,784,263</u>	<u>660,730</u>	<u>-</u>	<u>20,499,772</u>

BARTON COUNTY COMMUNITY COLLEGE
BARTON COUNTY, KANSAS

COMBINING STATEMENT OF CASH FLOWS
FOR THE YEAR ENDED JUNE 30, 2012

	General Operations	Adult Basic	Agency	
			Activity	Operations
RECONCILIATION OF OPERATING INCOME (LOSS) TO NET CASH PROVIDED (USED) BY OPERATING ACTIVITIES				
Operating Income (Loss)	\$ (15,130,471)	(56,076)	(6,846)	290,198
Adjustments to Reconcile Operating Income (Loss) to Net Cash Provided (Used) by Operating Activities:				
Amortization and Depreciation	675,014	-	358	-
(Gain) Loss on Disposition of Capital Assets	29,252	-	-	-
Changes in Assets and Liabilities:				
(Increase) Decrease in Accounts Receivable	54,712	-	-	-
(Increase) Decrease in Investments	-	-	-	-
(Increase) Decrease in Inventory	-	-	-	-
(Increase) Decrease in Unused Credits	-	-	-	-
(Increase) Decrease in Interest Receivable	-	-	-	-
(Increase) Decrease in Taxes Receivable	-	-	-	-
(Increase) Decrease in Prepaid Expense	-	-	-	-
Increase (Decrease) in Accounts Payable	10,493	-	-	2,098
Increase (Decrease) in Other Payables	(5,662)	-	-	-
Increase (Decrease) in Early Retirement Liability	(10,468)	-	-	-
Increase (Decrease) in Compensated Absences	85,677	-	-	-
Increase (Decrease) in Deferred Revenue	-	-	-	-
Increase (Decrease) in Accrued Interest	(837)	-	-	-
Increase (Decrease) in Accrued Payroll	57,969	250	-	(8,938)
	<u> </u>	<u> </u>	<u> </u>	<u> </u>
Net Cash Provided (Used) by Operating Activities	\$ <u>(14,234,321)</u>	<u>(55,826)</u>	<u>(6,488)</u>	<u>283,358</u>
Supplemental Cash Flow Information:				
Cash Paid for Interest Expense	\$ <u>279,183</u>	<u>-</u>	<u>-</u>	<u>-</u>

<u>Student Financial Aid</u>	<u>Camp Aldrich</u>	<u>Student Dormitory</u>	<u>Student Union</u>	<u>Eliminations</u>	<u>Totals</u>
(34,935)	(49,908)	357,698	(11,780)	-	(14,642,120)
-	10,109	58,896	8,195	-	752,572
-	-	-	-	-	29,252
-	-	-	-	-	-
-	-	-	-	-	54,712
-	-	-	-	-	-
-	-	-	38,082	-	38,082
-	-	-	8,396	-	8,396
-	-	-	-	-	-
-	-	-	-	-	-
-	-	-	-	-	-
4,171	75	1,875	4,666	-	23,378
-	-	-	-	-	(5,662)
-	-	-	-	-	(10,468)
-	-	-	-	-	85,677
-	-	-	-	-	-
-	-	(1,306)	-	-	(2,143)
1,326	(1,507)	(332)	957	-	49,725
<u>(29,438)</u>	<u>(41,231)</u>	<u>416,831</u>	<u>48,516</u>	<u>-</u>	<u>(13,618,599)</u>
-	-	93,960	-	-	373,143

BARTON COUNTY COMMUNITY COLLEGE
BARTON COUNTY, KANSAS

COMBINING STATEMENT OF CASH FLOWS
FOR THE YEAR ENDED JUNE 30, 2011

	General Operations	Adult Basic Education	Agency	
			Activity	Operations
CASH FLOWS FROM OPERATING ACTIVITIES				
Tuition and Fees	\$ 8,806,615	-	320,750	-
Grants and Contracts	-	65,389	-	-
Bookstore Receipts	-	-	-	-
Food Service Receipts	-	-	-	-
Housing Receipts	-	-	-	-
Other Receipts	1,854,421	78,113	551,351	3,512,956
Payments to Suppliers for Goods and Services	(3,340,411)	(38,769)	(860,147)	(3,792,258)
Payments for Utilities	(426,583)	-	-	(1,151)
Payments for Employees and Benefits	(20,160,836)	(144,625)	(25,633)	(431,541)
Scholarship and Grant Payments	(130,476)	-	(903)	(2,520)
Interest Expense	(243,931)	-	-	-
Net Cash Provided (Used) by Operating Activities	<u>(13,641,201)</u>	<u>(39,892)</u>	<u>(14,582)</u>	<u>(714,514)</u>
CASH FLOWS FROM NONCAPITAL FINANCING ACTIVITIES				
Property Taxes	8,876,279	-	-	-
State Appropriations	7,872,700	39,892	9,591	5,320
Contributions	-	-	-	-
Out of County	-	-	-	-
Non-Cash Contributions	-	-	-	-
Other Receipts (Payments)	-	-	-	-
Transfers from Other Funds	-	-	-	-
Transfers to Other Funds	-	-	-	-
Net Cash Provided by Noncapital Financing Activities	<u>16,748,979</u>	<u>39,892</u>	<u>9,591</u>	<u>5,320</u>
CASH FLOWS FROM CAPITAL AND RELATED FINANCING ACTIVITIES				
Principal Additions to Capital Debt	-	-	-	-
Principal Paid on Capital Debt	(1,306,856)	-	-	-
Proceeds from Sale of Capitalized Assets	-	-	-	-
Purchases of Capital Assets	(394,313)	-	-	-
Other Receipts (Payments)	-	-	-	-
Net Cash Provided (Used) for Capital and Related Financing Activities	<u>(1,701,169)</u>	<u>-</u>	<u>-</u>	<u>-</u>
CASH FLOWS FROM INVESTING ACTIVITIES				
Interest and Dividends on Investments	27,736	-	-	1,859
Net Investment Adjustment	-	-	-	-
Transfers to (from) Investment Account	-	-	-	-
Proceeds from Sale of Land	-	-	-	-
Non-Cash Donation of Land	-	-	-	-
Non-Cash Donation of Stock	-	-	-	-
Non-Cash Donation of Books	-	-	-	-
Restricted Contributions/Purchase of Artwork	-	-	-	-
Net Cash Provided (Used) by Investing Activities	<u>27,736</u>	<u>-</u>	<u>-</u>	<u>1,859</u>
NET INCREASE (DECREASE) IN CASH	1,434,345	-	(4,991)	(707,335)
CASH - BEGINNING OF YEAR	<u>9,399,776</u>	<u>10,000</u>	<u>401,125</u>	<u>3,727,385</u>
CASH - END OF YEAR	<u>\$ 10,834,121</u>	<u>10,000</u>	<u>396,134</u>	<u>3,020,050</u>

Student Financial Aid	Camp Aldrich	Student Dormitory	Student Union	Eliminations	Totals
4,721,343	1,259	-	226,369	(3,395,537)	10,680,799
10,145,272	-	-	-	-	10,210,661
-	-	-	983,377	(16,953)	966,424
-	-	-	504,366	(500,873)	3,493
-	-	1,217,449	-	(18,070)	1,199,379
1,313,892	137,650	6	1,263	(4,730,128)	2,719,524
(1,190,719)	(71,516)	(514,899)	(1,388,593)	4,134,212	(7,063,100)
(2,781)	(16,093)	(113,665)	(36,840)	-	(597,113)
(1,052,873)	(36,401)	(151,075)	(116,199)	(5,280)	(22,124,463)
(13,499,388)	-	-	-	4,532,629	(9,100,658)
-	-	(97,070)	-	-	(341,001)
<u>434,746</u>	<u>14,899</u>	<u>340,746</u>	<u>173,743</u>	<u>-</u>	<u>(13,446,055)</u>
-	-	-	-	-	8,876,279
140,142	-	-	-	-	8,067,645
-	-	-	-	-	-
-	-	-	-	-	-
-	-	-	-	-	-
-	-	-	-	-	-
-	-	-	-	-	-
<u>140,142</u>	<u>-</u>	<u>-</u>	<u>-</u>	<u>-</u>	<u>16,943,924</u>
-	-	-	-	-	-
-	-	(85,000)	-	-	(1,391,856)
-	-	-	-	-	-
-	-	-	-	-	(394,313)
-	-	-	-	-	-
<u>-</u>	<u>-</u>	<u>(85,000)</u>	<u>-</u>	<u>-</u>	<u>(1,786,169)</u>
-	-	500	2,498	-	32,593
-	-	-	-	-	-
-	-	-	-	-	-
-	-	-	-	-	-
-	-	-	-	-	-
-	-	-	-	-	-
-	-	-	-	-	-
<u>-</u>	<u>-</u>	<u>500</u>	<u>2,498</u>	<u>-</u>	<u>32,593</u>
574,888	14,899	256,246	176,241	-	1,744,293
995,973	37,754	1,200,846	435,973	-	16,208,832
<u>1,570,861</u>	<u>52,653</u>	<u>1,457,092</u>	<u>612,214</u>	<u>-</u>	<u>17,953,125</u>

BARTON COUNTY COMMUNITY COLLEGE
BARTON COUNTY, KANSAS

COMBINING STATEMENT OF CASH FLOWS
FOR THE YEAR ENDED JUNE 30, 2011

	<u>General Operations</u>	<u>Adult Basic</u>	<u>Agency</u>	
			<u>Activity</u>	<u>Operations</u>
RECONCILIATION OF OPERATING INCOME (LOSS) TO NET CASH PROVIDED (USED) BY OPERATING ACTIVITIES				
Operating Income (Loss)	\$ (14,159,797)	(36,850)	(3,690)	(698,789)
Adjustments to Reconcile Operating Income (Loss) to Net Cash Provided (Used) by Operating Activities:				
Amortization and Depreciation	521,658	-	358	-
(Gain) Loss on Disposition of Equipment	2,000	-	-	-
Changes in Assets and Liabilities:				
(Increase) Decrease in Accounts Receivable	(332,107)	-	-	-
(Increase) Decrease COP Proceeds Receivable	233,274	-	-	-
(Increase) Decrease in Inventory	-	-	-	-
(Increase) Decrease in Unused Credits	-	-	-	-
(Increase) Decrease in Interest Receivable	-	-	-	-
(Increase) Decrease in Taxes Receivable	-	-	-	-
(Increase) Decrease in Prepaid Expense	-	-	-	-
Increase (Decrease) in Accounts Payable	23,573	-	(11,250)	(3,508)
Increase (Decrease) in Other Payables	56,465	-	-	-
Increase (Decrease) in Early Retirement Liability	25,971	-	-	-
Increase (Decrease) in Compensated Absences	7,530	-	-	-
Increase (Decrease) in Accrued Interest	(15,101)	-	-	-
Increase (Decrease) in Accrued Payroll	(4,667)	(3,042)	-	(12,217)
	<u>Net Cash Provided (Used) by Operating Activities</u>	<u>(39,892)</u>	<u>(14,582)</u>	<u>(714,514)</u>
	\$ (13,641,201)	(39,892)	(14,582)	(714,514)
Supplemental Cash Flow Information:				
Cash Paid for Interest Expense	<u>300,182</u>	<u>-</u>	<u>-</u>	<u>-</u>

<u>Student Financial Aid</u>	<u>Camp Aldrich</u>	<u>Student Dormitory</u>	<u>Student Union</u>	<u>Eliminations</u>	<u>Totals</u>
438,935	4,437	275,589	193,306	-	(13,986,859)
-	10,109	58,897	8,195	-	599,217
-	-	-	-	-	2,000
-	-	-	-	-	(332,107)
-	-	-	-	-	233,274
-	-	-	(21,419)	-	(21,419)
-	-	-	(6,797)	-	(6,797)
-	-	-	-	-	-
-	-	-	-	-	-
(700)	8	5,931	194	-	14,248
-	-	-	-	-	56,465
-	-	-	-	-	25,971
-	-	-	-	-	7,530
-	-	(1,278)	-	-	(16,379)
(3,489)	345	1,607	264	-	(21,199)
<u>434,746</u>	<u>14,899</u>	<u>340,746</u>	<u>173,743</u>	<u>-</u>	<u>(13,446,055)</u>
-	-	98,348	-	-	398,530

BARTON COMMUNITY COLLEGE
BARTON COUNTY, KANSAS

GENERAL FUND
BUDGETARY COMPARISON SCHEDULE
BUDGET AND ACTUAL - STATUTORY BASIS
FOR THE YEAR ENDED JUNE 30, 2012

	Budgeted Amounts		Actual Amounts	Variance with Final Budget
	Original	Final		Positive (Negative)
Unencumbered Cash - July 1, 2011	\$ 9,834,412	9,834,412	7,591,422	(2,242,990)
Resources (Inflows):				
Tuition and Fees	14,800,000	14,800,000	10,333,946	(4,466,054)
Property Taxes	1,448,603	1,448,603	9,063,670	7,615,067
Federal Appropriations	-	-	-	-
State Appropriations	7,625,000	7,625,000	4,869,665	(2,755,335)
Interest	30,000	30,000	25,744	(4,256)
Other Revenues	270,000	270,000	444,047	174,047
Transfers from Other Funds	-	-	-	-
Total Resources Available	<u>34,008,015</u>	<u>34,008,015</u>	<u>32,328,494</u>	<u>(1,679,521)</u>
Charges to Appropriations (Outflows):				
Instruction	11,711,000	11,711,000	7,847,161	3,863,839
Public Service	-	-	(27,238)	27,238
Academic Support	2,550,000	2,550,000	2,551,178	(1,178)
Student Services	2,500,000	2,500,000	1,923,637	576,363
Institutional Support	8,000,000	8,000,000	7,731,911	268,089
Operations and Maintenance	3,500,000	3,500,000	2,261,437	1,238,563
Student Financial Support	500,000	500,000	415,322	84,678
Auxiliary Services	-	-	-	-
Transfers to Other Funds	7,239,000	7,239,000	-	7,239,000
Total Charges to Appropriations	<u>36,000,000</u>	<u>36,000,000</u>	<u>22,703,408</u>	<u>13,296,592</u>
Unencumbered Cash - June 30, 2012	<u>\$ (1,991,985)</u>	<u>(1,991,985)</u>	<u>9,625,086</u>	<u>11,617,071</u>

BARTON COMMUNITY COLLEGE
BARTON COUNTY, KANSAS

VOCATIONAL EDUCATION FUND
BUDGETARY COMPARISON SCHEDULE
BUDGET AND ACTUAL - STATUTORY BASIS
FOR THE YEAR ENDED JUNE 30, 2012

	Budgeted Amounts		Actual Amounts	Variance with Final Budget Positive (Negative)
	Original	Final		
Unencumbered Cash - July 1, 2011	\$ 50,000	50,000	28,172	(21,828)
Resources (Inflows):				
Tuition and Fees	-	-	-	-
Property Taxes	-	-	-	-
Federal Appropriations	-	-	-	-
State Appropriations	250,000	250,000	2,474,335	2,224,335
Interest	-	-	-	-
Other Revenues	5,350,000	5,350,000	8,739,258	3,389,258
Transfers from Other Funds	6,850,000	6,850,000	-	(6,850,000)
Total Resources Available	12,500,000	12,500,000	11,241,765	(1,258,235)
Charges to Appropriations (Outflows):				
Instruction	11,574,000	11,574,000	4,598,929	6,975,071
Public Service	-	-	-	-
Academic Support	631,000	631,000	651,400	(20,400)
Student Services	30,000	30,000	-	30,000
Institutional Support	30,000	30,000	5,963,791	(5,933,791)
Operations and Maintenance	235,000	235,000	-	235,000
Student Financial Support	-	-	-	-
Auxiliary Services	-	-	-	-
Transfers to Other Funds	-	-	-	-
Total Charges to Appropriations	12,500,000	12,500,000	11,214,120	1,285,880
Unencumbered Cash - June 30, 2012	\$ -	-	27,645	27,645

BARTON COMMUNITY COLLEGE
BARTON COUNTY, KANSAS

ADULT BASIC EDUCATION FUND
BUDGETARY COMPARISON SCHEDULE
BUDGET AND ACTUAL - STATUTORY BASIS
FOR THE YEAR ENDED JUNE 30, 2012

	Budgeted Amounts		Actual Amounts	Variance with Final Budget
	Original	Final		Positive (Negative)
Unencumbered Cash - July 1, 2011	\$ 10,000	10,000	8,056	(1,944)
Resources (Inflows):				
Tuition and Fees	-	-	-	-
Property Taxes	-	-	-	-
Federal Appropriations	100,667	100,667	45,681	(54,986)
State Appropriations	50,333	50,333	55,826	5,493
Interest	-	-	-	-
Other Revenues	389,000	389,000	70,376	(318,624)
Transfers from Other Funds	-	-	-	-
Total Resources Available	550,000	550,000	179,939	(370,061)
Charges to Appropriations (Outflows):				
Instruction	423,000	423,000	701	422,299
Public Service	2,000	2,000	-	2,000
Academic Support	35,000	35,000	-	35,000
Student Services	15,000	15,000	-	15,000
Institutional Support	15,000	15,000	171,432	(156,432)
Operations and Maintenance	60,000	60,000	-	60,000
Student Financial Support	-	-	-	-
Auxiliary Services	-	-	-	-
Transfers to Other Funds	-	-	-	-
Total Charges to Appropriations	550,000	550,000	172,133	377,867
Unencumbered Cash - June 30, 2012	\$ -	-	7,806	7,806

BARTON COMMUNITY COLLEGE
BARTON COUNTY, KANSAS

ADULT SUPPLEMENTARY EDUCATION FUND
BUDGETARY COMPARISON SCHEDULE
BUDGET AND ACTUAL - STATUTORY BASIS
FOR THE YEAR ENDED JUNE 30, 2012

	Budgeted Amounts		Actual Amounts	Variance with Final Budget Positive (Negative)
	Original	Final		
Unencumbered Cash - July 1, 2011	\$ -	-	-	-
Resources (Inflows):				
Tuition and Fees	40,000	40,000	-	(40,000)
Property Taxes	-	-	-	-
Federal Appropriations	-	-	-	-
State Appropriations	-	-	-	-
Interest	-	-	-	-
Other Revenues	10,000	10,000	-	(10,000)
Transfers from Other Funds	-	-	-	-
Total Resources Available	<u>50,000</u>	<u>50,000</u>	-	<u>(50,000)</u>
Charges to Appropriations (Outflows):				
Instruction	41,000	41,000	-	41,000
Public Service	1,000	1,000	-	1,000
Academic Support	2,000	2,000	-	2,000
Student Services	1,000	1,000	-	1,000
Institutional Support	-	-	-	-
Operations and Maintenance	5,000	5,000	-	5,000
Student Financial Support	-	-	-	-
Auxiliary Services	-	-	-	-
Transfers to Other Funds	-	-	-	-
Total Charges to Appropriations	<u>50,000</u>	<u>50,000</u>	-	<u>50,000</u>
Unencumbered Cash - June 30, 2012	\$ <u>-</u>	<u>-</u>	<u>-</u>	<u>-</u>

BARTON COMMUNITY COLLEGE
BARTON COUNTY, KANSAS

CAPITAL OUTLAY FUND
BUDGETARY COMPARISON SCHEDULE
BUDGET AND ACTUAL - STATUTORY BASIS
FOR THE YEAR ENDED JUNE 30, 2012

	Budgeted Amounts		Actual Amounts	Variance with Final Budget Positive (Negative)
	Original	Final		
Unencumbered Cash - July 1, 2011	\$ 161,542	161,542	211,542	50,000
Resources (Inflows):				
Tuition and Fees	-	-	-	-
Property Taxes	-	-	-	-
Federal Appropriations	-	-	-	-
State Appropriations	-	-	-	-
Interest	-	-	-	-
Other Revenues	442,305	442,305	386,505	(55,800)
Transfers from Other Funds	-	-	-	-
Total Resources Available	<u>603,847</u>	<u>603,847</u>	<u>598,047</u>	<u>(5,800)</u>
Charges to Appropriations (Outflows):				
Plant Equipment and Facility	550,000	550,000	162,500	387,500
Principal on Bonds	-	-	-	-
Interest and Fees	-	-	-	-
Payments to Reserves	-	-	-	-
Cash-Basis Reserve	-	-	-	-
Transfers to Other Funds	-	-	-	-
Total Charges to Appropriations	<u>550,000</u>	<u>550,000</u>	<u>162,500</u>	<u>387,500</u>
Unencumbered Cash - June 30, 2012	\$ <u>53,847</u>	<u>53,847</u>	<u>435,547</u>	<u>381,700</u>

BARTON COMMUNITY COLLEGE
BARTON COUNTY, KANSAS

ATHLETIC FUND
BUDGETARY COMPARISON SCHEDULE
BUDGET AND ACTUAL - STATUTORY BASIS
FOR THE YEAR ENDED JUNE 30, 2012

	Budgeted Amounts		Actual Amounts	Variance with Final Budget Positive (Negative)
	Original	Final		
Unencumbered Cash - July 1, 2011	\$ 159,186	159,186	159,186	-
Resources (Inflows):				
Taxable Receipts	-	-	-	-
Reimbursements	-	-	-	-
Refunds	-	-	-	-
Other Athletic Related Revenues	170,000	170,000	-	(170,000)
Transfers from Other Funds	-	-	-	-
Total Resources Available	<u>329,186</u>	<u>329,186</u>	<u>159,186</u>	<u>(170,000)</u>
Charges to Appropriations (Outflows):				
Salaries and Benefits	-	-	-	-
General Operating	170,000	170,000	-	170,000
Taxes and Insurance	-	-	-	-
Administration	-	-	-	-
Supplies	-	-	-	-
Services	-	-	-	-
Capital Outlay	-	-	-	-
Transfers to Other Funds	-	-	-	-
Total Charges to Appropriations	<u>170,000</u>	<u>170,000</u>	<u>-</u>	<u>170,000</u>
Unencumbered Cash - June 30, 2012	\$ <u>159,186</u>	<u>159,186</u>	<u>159,186</u>	<u>-</u>

BARTON COMMUNITY COLLEGE
BARTON COUNTY, KANSAS

CAMP ALDRICH FUND
BUDGETARY COMPARISON SCHEDULE
BUDGET AND ACTUAL - STATUTORY BASIS
FOR THE YEAR ENDED JUNE 30, 2012

	Budgeted Amounts		Actual Amounts	Variance with Final Budget Positive (Negative)
	Original	Final		
Unencumbered Cash - July 1, 2011	\$ 52,653	52,653	44,938	(7,715)
Resources (Inflows):				
Rental Fees	40,000	40,000	43,614	3,614
Reimbursements	-	-	-	-
Food Service	-	-	-	-
Other Revenues	140,000	140,000	4,380	(135,620)
Transfers from Other Funds	-	-	-	-
Total Resources Available	<u>232,653</u>	<u>232,653</u>	<u>92,932</u>	<u>(139,721)</u>
Charges to Appropriations (Outflows):				
Salaries and Benefits	25,000	25,000	43,664	(18,664)
General Operating	85,000	85,000	-	85,000
Administrative	-	-	-	-
Taxes and Insurance	-	-	-	-
Supplies	25,000	25,000	-	25,000
Services	-	-	19,491	(19,491)
Repairs and Maintenance	25,000	25,000	24,637	363
Equipment	20,000	20,000	-	20,000
Transfers to Other Funds	-	-	-	-
Total Charges to Appropriations	<u>180,000</u>	<u>180,000</u>	<u>87,792</u>	<u>92,208</u>
Unencumbered Cash - June 30, 2012	\$ <u>52,653</u>	<u>52,653</u>	<u>5,140</u>	<u>(47,513)</u>

BARTON COMMUNITY COLLEGE
BARTON COUNTY, KANSAS

STUDENT DORMITORY FUND
BUDGETARY COMPARISON SCHEDULE
BUDGET AND ACTUAL - STATUTORY BASIS
FOR THE YEAR ENDED JUNE 30, 2012

	Budgeted Amounts		Actual Amounts	Variance with Final Budget Positive (Negative)
	Original	Final		
Unencumbered Cash - July 1, 2011	\$ 1,457,092	1,457,092	1,313,978	143,114
Resources (Inflows):				
Student Sources	2,780,000	2,780,000	1,391,443	(1,388,557)
Rental Fees	-	-	-	-
Reimbursements	-	-	-	-
Food Service	-	-	-	-
Other Revenues	20,000	20,000	-	(20,000)
Interest	-	-	340	340
Transfers from Other Funds	-	-	-	-
Total Resources Available	<u>4,257,092</u>	<u>4,257,092</u>	<u>2,705,761</u>	<u>(1,265,103)</u>
Charges to Appropriations (Outflows):				
Salaries and Benefits	40,050	40,050	213,414	(173,364)
General Operating	505,000	505,000	156,939	348,061
Administrative	-	-	-	-
Taxes and Insurance	-	-	-	-
Supplies	22,000	22,000	783	21,217
Food Service	1,782,198	1,782,198	468,429	1,313,769
Repairs and Maintenance	185,000	185,000	32,938	152,062
Equipment	78,282	78,282	-	78,282
Lease Payments	187,470	187,470	193,652	(6,182)
Transfers to Other Funds	-	-	-	-
Total Charges to Appropriations	<u>2,800,000</u>	<u>2,800,000</u>	<u>1,066,155</u>	<u>1,733,845</u>
Unencumbered Cash - June 30, 2012	<u>\$ 1,457,092</u>	<u>1,457,092</u>	<u>1,639,606</u>	<u>182,514</u>

BARTON COMMUNITY COLLEGE
BARTON COUNTY, KANSAS

STUDENT UNION FUND - STATUTORY BASIS
BUDGETARY COMPARISON SCHEDULE
BUDGET AND ACTUAL
FOR THE YEAR ENDED JUNE 30, 2012

	Budgeted Amounts		Actual Amounts	Variance with Final Budget Positive (Negative)
	Original	Final		
Unencumbered Cash - July 1, 2011	\$ 612,214	612,214	653,905	(41,691)
Resources (Inflows):				
Student Sources	800,000	800,000	252,058	(547,942)
Sales	2,950,000	2,950,000	1,529,674	(1,420,326)
Other Revenues	50,000	50,000	37,230	(12,770)
Interest	-	-	-	-
Transfers from Other Funds	-	-	-	-
Total Resources Available	<u>4,412,214</u>	<u>4,412,214</u>	<u>2,472,867</u>	<u>(2,022,729)</u>
Charges to Appropriations (Outflows):				
Salaries and Benefits	346,000	346,000	158,226	187,774
General Operating	180,000	180,000	52,625	127,375
Administrative	-	-	-	-
Taxes and Insurance	-	-	37,114	(37,114)
Supplies	30,000	30,000	550	29,450
Cost of Goods Sold	2,414,000	2,414,000	886,905	1,527,095
Food Service	390,000	390,000	602,000	(212,000)
Repairs and Maintenance	375,000	375,000	85,128	289,872
Equipment	65,000	65,000	-	65,000
Lease Payments	-	-	-	-
Transfers to Other Funds	-	-	-	-
Total Charges to Appropriations	<u>3,800,000</u>	<u>3,800,000</u>	<u>1,822,548</u>	<u>1,977,452</u>
Unencumbered Cash - June 30, 2012	\$ <u>612,214</u>	<u>612,214</u>	<u>650,319</u>	<u>38,105</u>

BARTON COMMUNITY COLLEGE
BARTON COUNTY, KANSAS

COSMETOLOGY FUND - STATUTORY BASIS
BUDGETARY COMPARISON SCHEDULE
BUDGET AND ACTUAL
FOR THE YEAR ENDED JUNE 30, 2012

	Budgeted Amounts		Actual Amounts	Variance with Final Budget Positive (Negative)
	Original	Final		
Unencumbered Cash - July 1, 2010	\$ -	-	-	-
Resources (Inflows):				
Student Sources	10,000	10,000	-	(10,000)
Federal Sources	-	-	-	-
Gifts and Grants	-	-	-	-
Sales	500,000	500,000	-	(500,000)
Other Revenues	-	-	-	-
Transfers from Other Funds	-	-	-	-
Total Resources Available	<u>510,000</u>	<u>510,000</u>	<u>-</u>	<u>(510,000)</u>
Charges to Appropriations (Outflows):				
Salaries and Benefits	-	-	-	-
General Operating	500,000	500,000	-	500,000
Administrative	-	-	-	-
Taxes and Insurance	-	-	-	-
Supplies	10,000	10,000	-	10,000
Cost of Goods Sold	-	-	-	-
Services	-	-	-	-
Repairs and Maintenance	-	-	-	-
Equipment	-	-	-	-
Depreciation/Amortization	-	-	-	-
Lease Payments	-	-	-	-
Transfers to Other Funds	-	-	-	-
Total Charges to Appropriations	<u>510,000</u>	<u>510,000</u>	<u>-</u>	<u>510,000</u>
Unencumbered Cash - June 30, 2011	<u>\$ -</u>	<u>-</u>	<u>-</u>	<u>-</u>

BARTON COMMUNITY COLLEGE
BARTON COUNTY, KANSAS

SCHEDULE OF EXPENDITURES OF FEDERAL AND STATE AWARDS
FOR THE YEAR ENDED JUNE 30, 2012

Federal Grantor/Pass-Through Grantor/Program or Cluster Title	Federal CFDA Number	Pass/Through Entity Identifying Number	Expenditures
U.S. Department of Education			
Pass-Through Kansas Board of Regents			
Perkins Program Improvement	84.048		\$ 99,522
Adult Basic Education	84.002		<u>45,681</u>
Total Pass-Through Programs for the Board of Regents			<u>145,203</u>
Direct Programs:			
Student Support Services	84.042	P042A980417	307,025
Upward Bound	84.047	P047A990834	261,305
Central Kansas Upward Bound	84.047A		225,694
Educational Opportunity Centers	84.066	P066A980157	<u>283,190</u>
Total TRIO Cluster			<u>1,077,214</u>
FSEOG	84.007	P007A991491	31,042
Federal Pell Grants	84.063	P063P991980	3,678,089
College Work-Study	84.033	P007A071491	52,110
Federal Direct Loans	84.268	P268K082527	<u>5,271,482</u>
Total Student Financial Aid Cluster			<u>9,032,723</u>
Title III Grant	84.031A		379,938
Childcare Access Means Parents In School	84.335A		<u>5,638</u>
Total Other Direct Grants			<u>385,576</u>
Total Direct Programs for the Department Education			<u>10,495,513</u>
Total U.S. Department of Education			<u>10,640,716</u>
Department of Labor			
Community Based Job Training	17.269		<u>625,010</u>
Corporation for National and Community Service			
Retired Senior Volunteer Program	94.002	02SRWKS008	<u>44,525</u>
U.S. Department of Agriculture			
Pass-Through Kansas State Board of Education			
Summer Food Service Program for Children	10.559		6,974
Child and Adult Care Food Program	10.558		<u>16,773</u>
Total Pass Through State Board of Education			<u>23,747</u>
Total Expenditures of Federal and State Awards			<u>\$ 11,333,998</u>

BARTON COMMUNITY COLLEGE
BARTON COUNTY, KANSAS

NOTES TO SCHEDULE OF EXPENDITURES OF FEDERAL AND STATE AWARDS
FOR THE YEAR ENDED JUNE 30, 2012

NOTE A - BASIS OF PRESENTATION

The accompanying schedule of expenditures of state and federal awards includes the state and federal grant activity of Barton Community College and is presented on the accrual basis of accounting. The information in this schedule is presented in accordance with the requirements of OMB Circular A-133 *Audits of States, Local Governments and Non-Profit Organizations*.

BARTON COMMUNITY COLLEGE
BARTON COUNTY, KANSAS

SCHEDULE OF FINDINGS AND QUESTIONED COSTS
FOR THE YEAR ENDED JUNE 30, 2012

Section I - Summary of Auditor's Results
--

Financial Statements

Type of auditor's report issued: Unqualified

Internal control over financial reporting:

Material weakness identified? _____ yes x no

Significant deficiencies identified that are
not considered to be material weaknesses? _____ yes x none reported

Noncompliance material to financial statements noted? _____ yes x no

Federal and State Awards

Internal control over major programs:

Material weakness identified? _____ yes x no

Significant deficiencies identified that are
not considered to be material weaknesses? _____ yes x none reported

Noncompliance material to financial statements noted? _____ yes x no

Type of auditor's report issued on compliance for major programs: Unqualified

Any audit findings disclosed that are
required to be reported in accordance
with section 510(a) of Circular A-133? _____ yes x no

Identification of major programs:

<u>CFDA Number</u>	<u>Name of Federal Program or Cluster</u>
84.031A	Title III Grant
17.269	Community Based Job Training
84.007, 84.033, 84.063, 84.268	Student Financial Aid Cluster

Dollar threshold used to distinguish between
type A and type B programs: \$ 300,000

Auditee qualified as low-risk auditee? x yes _____ no

Section II - Financial Statement Findings No matters were reported.
--

BARTON COMMUNITY COLLEGE
BARTON COUNTY, KANSAS

SCHEDULE OF FINDINGS AND QUESTIONED COSTS
FOR THE YEAR ENDED JUNE 30, 2012

Section III - Federal and State Award Findings and Questioned Costs

No matters were reported.