

What's The problem?

Need a single, secure source for all institutional applications for students and employees to access.

The Opportunity
Now more than ever, institutions need to provide today's tech savvy end users with a personalized home for timely, actionable Higher Ed information.

The Reality

- Difficulty finding information
- Disjointed solutions requiring multiple logins result in frustration and wasted time
- 40% of student said that dealing with administration activities is so complex it cuts into study time

What's Needed

- Personalized, Roles Based Dashboard
- Modern and mobile responsive design
- A solution requiring minimal or no training for end users
- Rapid Implementation

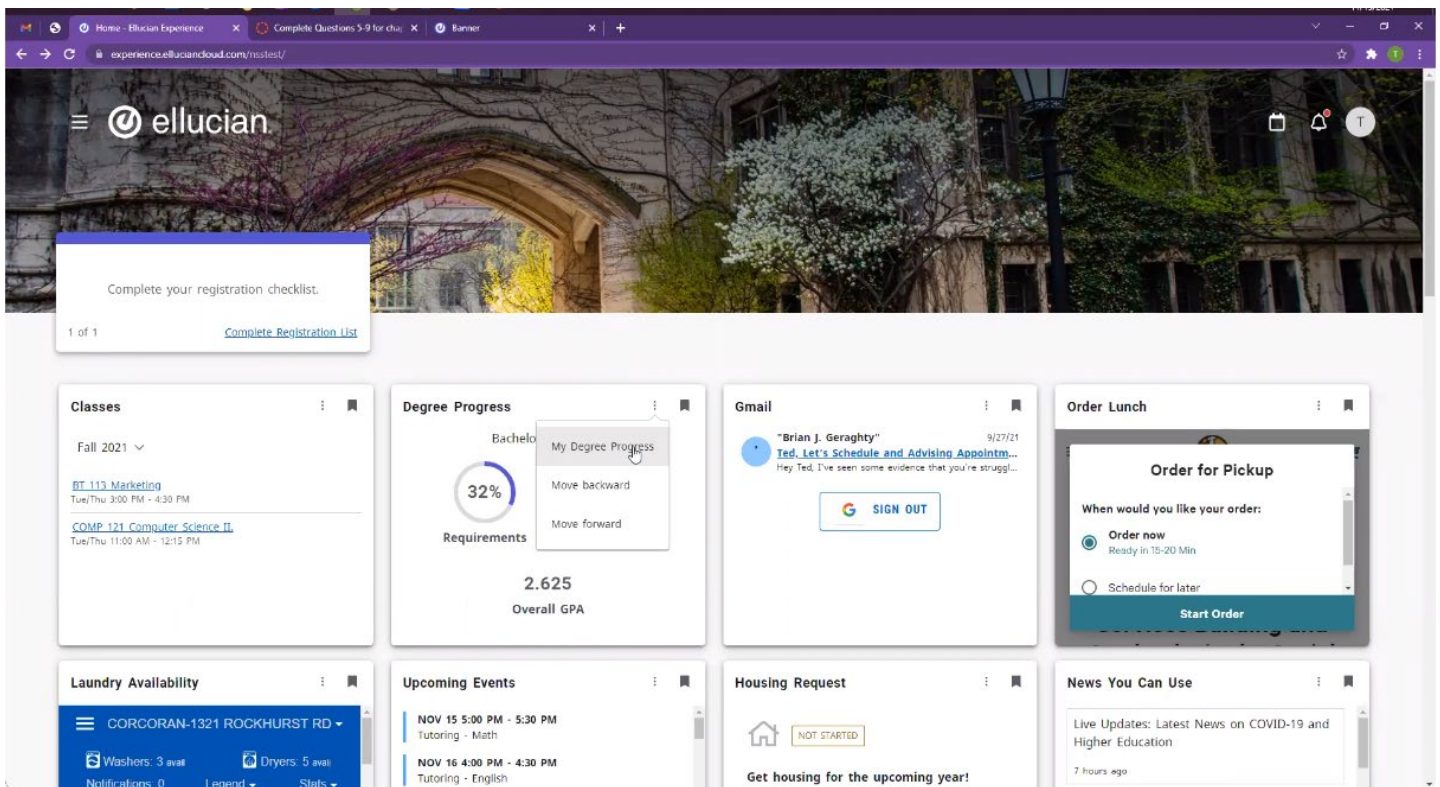
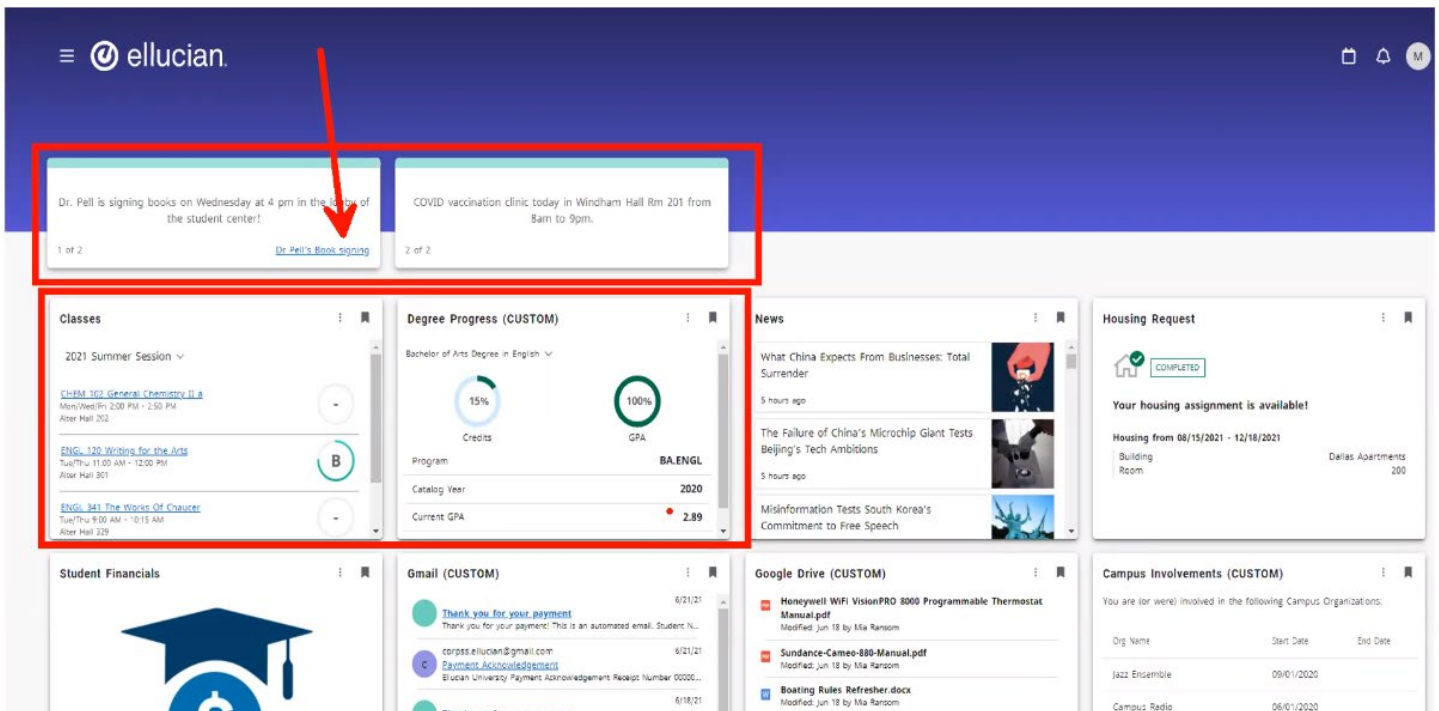
The Results

- Real-time personalization
- Digital Integrations to many solutions with SDK to create more
- Simplified Administration & Operations

We have different roles, so that students see certain cards and employees, faculty and staff see certain cards. The students do not need to see the card for Banner, they don't need to since they do not need access.

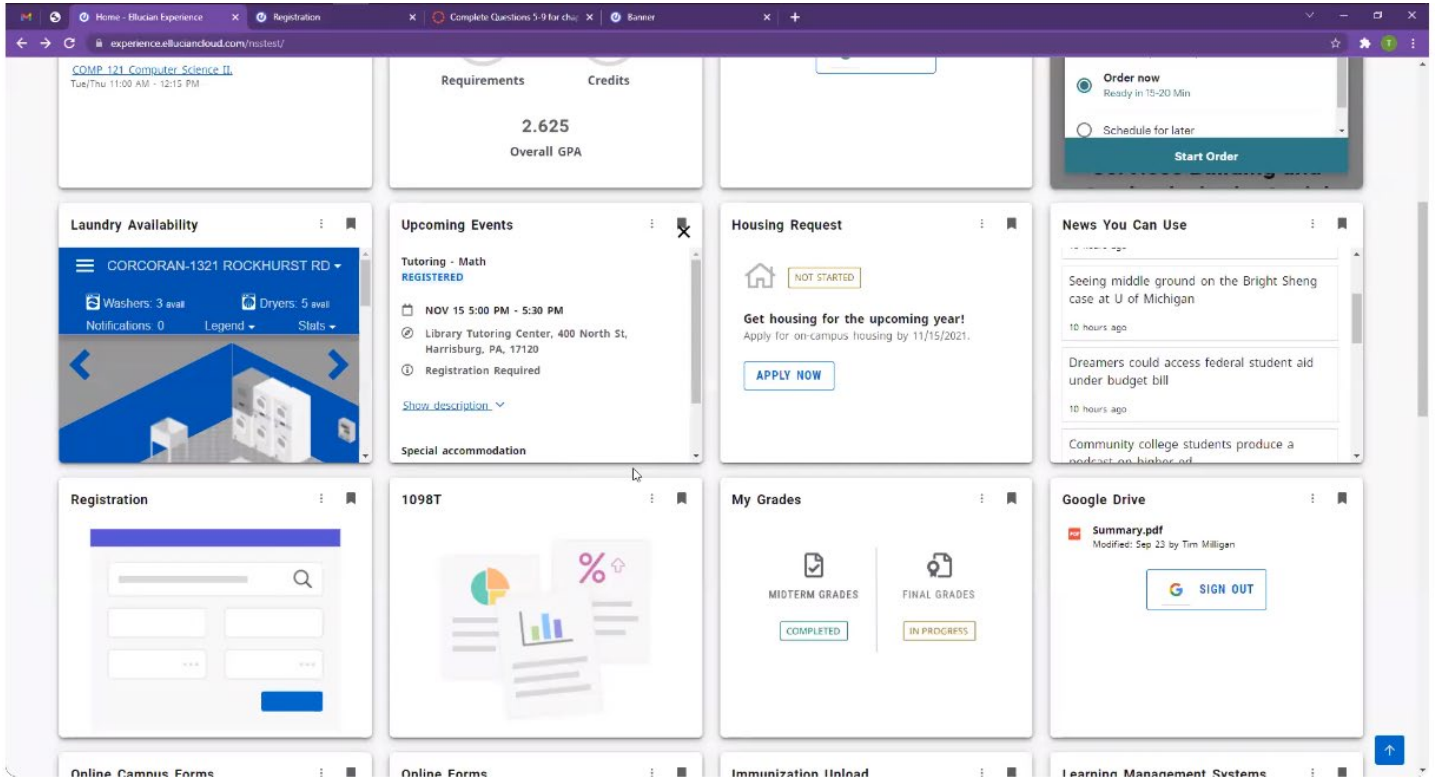
SSO – Single Sign On to all applications/software/tools – allows us to leverage making sure everyone sees access to these tools.

1. View announcements – short to the point, have links point elsewhere for more information.
2. Degree progress from Degreeworks
3. Class Schedule card
4. Student Financials
5. Email – in process of working on this card for all.

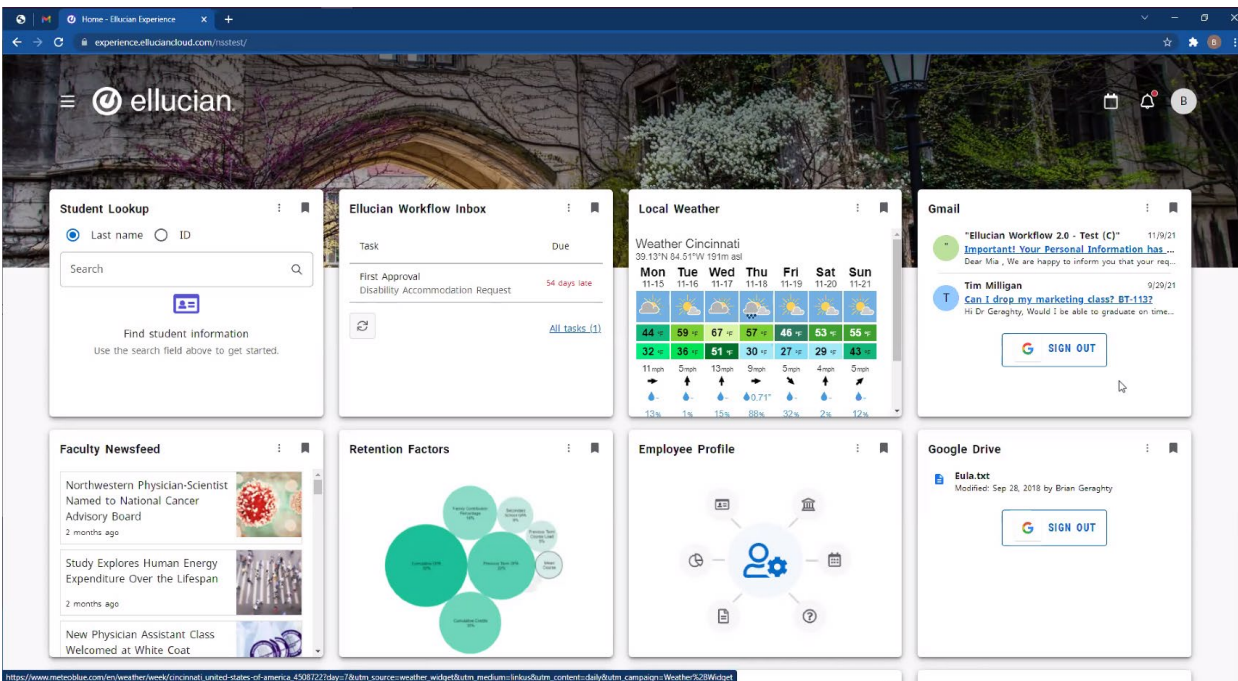


Activate cards certain times of the year, tax time, have the 1098T card there, inactivate after April.

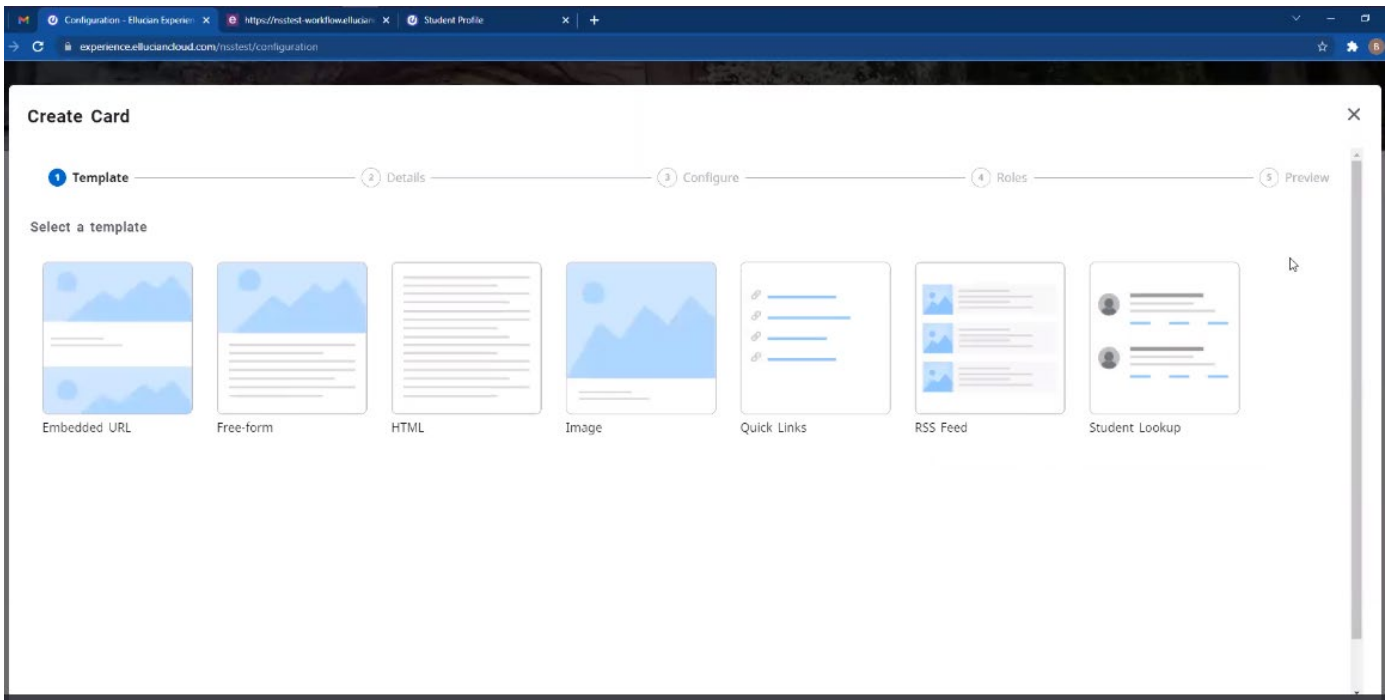
Registration card available different times, Grade card available different times.



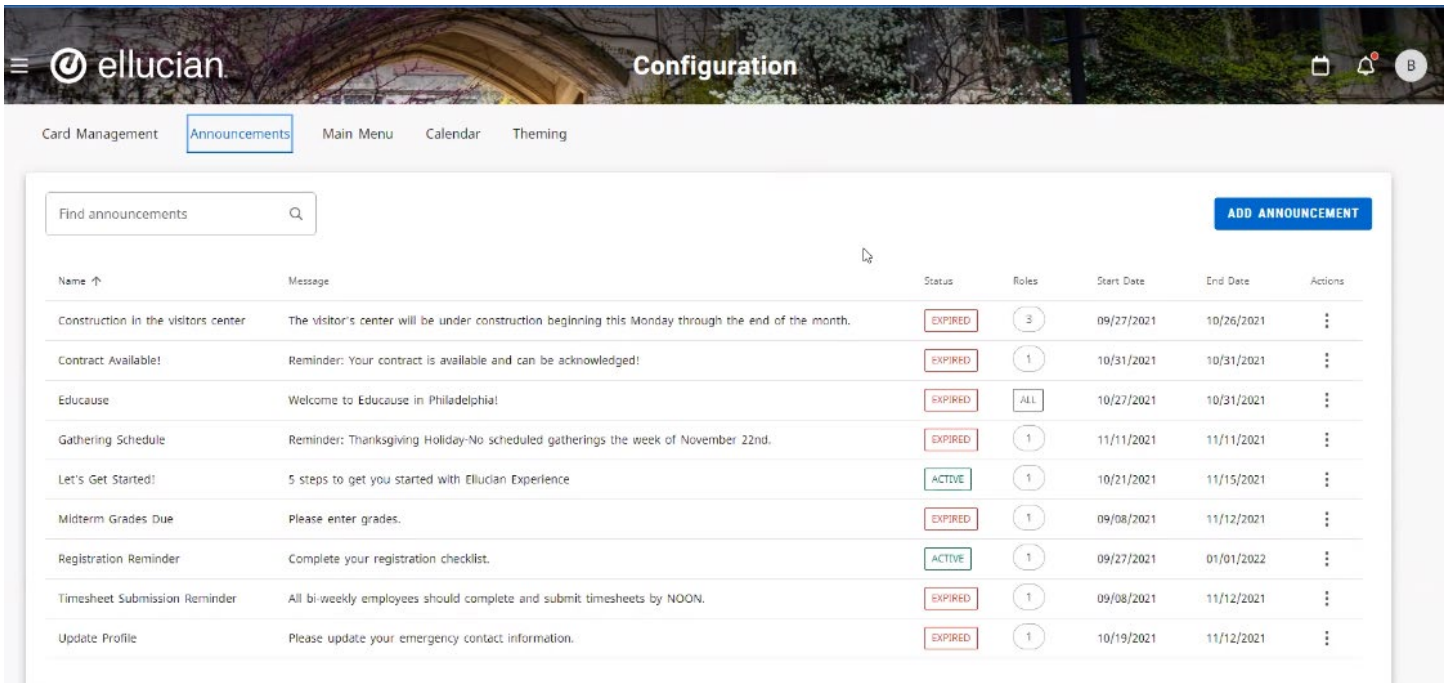
A view for employees – Retention factors, pull in PBI, Employee Profile, give us some ideas.



Card types:



Announcements



Color effects and image

The image shows a web application configuration interface for 'ellucian'. At the top, there is a navigation bar with the 'ellucian' logo on the left and the word 'Configuration' on the right. Below the navigation bar, there is a menu with options: 'Card Management', 'Announcements', 'Main Menu', 'Calendar', and 'Theming'. The 'Theming' option is currently selected and underlined. The main content area is divided into two parts. On the left is a configuration panel with the following sections:

- Colors and Logo**: Includes fields for 'Primary color *' (set to #2f2f2f), 'Secondary color *' (set to #51ABFF), a 'Buttons' dropdown menu (set to 'Plum'), and a 'Logo URL' field.
- Background**: Includes radio buttons for 'Color' and 'Image' (the 'Image' option is selected), and a 'Background image URL *' field (set to https://images.pexels.com/photos/10/).
- Browser**: Includes a 'Favicon URL' field and an 'Enter URL' field.

On the right is a preview window titled 'Ellucian Experience' showing a live view of the application's header and navigation menu. The header features the 'ellucian' logo and a hamburger menu icon. Below the header, there are three white navigation cards, each with a hamburger menu icon. The background of the preview is a photograph of a stone building with an arched entrance and trees.

Where next? Future of Ellucian Experience, or as we know it, MyBarton Portal

Process of hiring an employee, this is currently and example of forms HR uses to process new employee.

An Example

Let's consider a common process. Currently, hiring a new employee involves:

1. **PEAHIRE** – to begin data entry, which then copies information to...
2. **PPAIDEN** – for identification information
3. **PEAEMPL** – for employee information
4. **NBAJOBS** – for job information

then:

5. **PDADEDN** – to define benefits and deductions
6. **GXADIRD** – to configure direct deposit

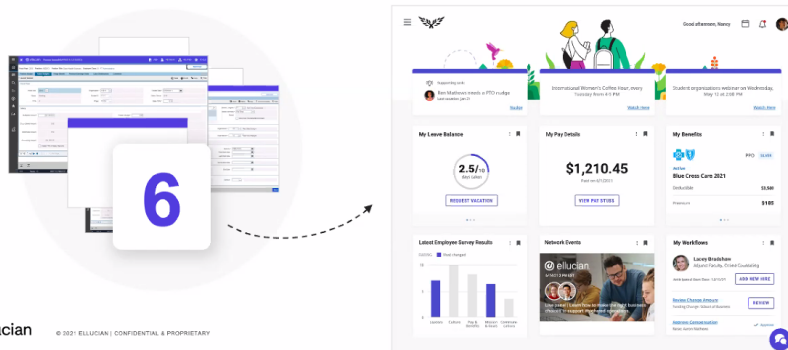
6

pages, all part of one common process.

Objective to using experience is this –

Simplified, Persona-First Experiences

Our objective is to simplify this process to one low-touch interface.



A new hire adds a button – Add New Hire

The image shows a user dashboard on the left and a recruiting offer card on the right. The dashboard includes sections for 'My Leave Balance' (2.5/10), 'My Pay Details' (\$1,210.45), 'My Benefits' (Blue Cross Care 2021), 'Latest Employee Survey Results', 'Network Events', and 'My Workflows'. The 'My Workflows' section shows a task for 'Lacey Bradshaw' with an 'ADD NEW HIRE' button highlighted by a mouse cursor. The offer card on the right is for 'Adjunct Faculty, Online Counseling' and includes an 'OFFER ACCEPTED' status.

My Leave Balance
2.5/10
REQUEST VACATION

My Pay Details
\$1,210.45
VIEW PAY STUBS

My Benefits
PPD
Blue Cross Care 2021
Deductible: \$1,900
Premium: \$185

Latest Employee Survey Results
Bar chart showing scores for Leadership, Culture, Pay & Benefits, Mission, and Community.

Network Events
ellucian
Join the team and help us make the world a better place.

My Workflows
Lacey Bradshaw
Adjunct Faculty, Online Counseling
Anticipated Start Date: 12/10/21
ADD NEW HIRE
Review Change Amount
Review Change Amount of Business
REVIEW
Approve Compensation
Make Approval

RECRUITING
Adjunct Faculty, Online Counseling
Lacey Bradshaw
Anticipated Start Date: 12/10/21
OFFER ACCEPTED

Once an offer has been accepted, a task is automatically created to add the new hire to the system.

How does this all really work?

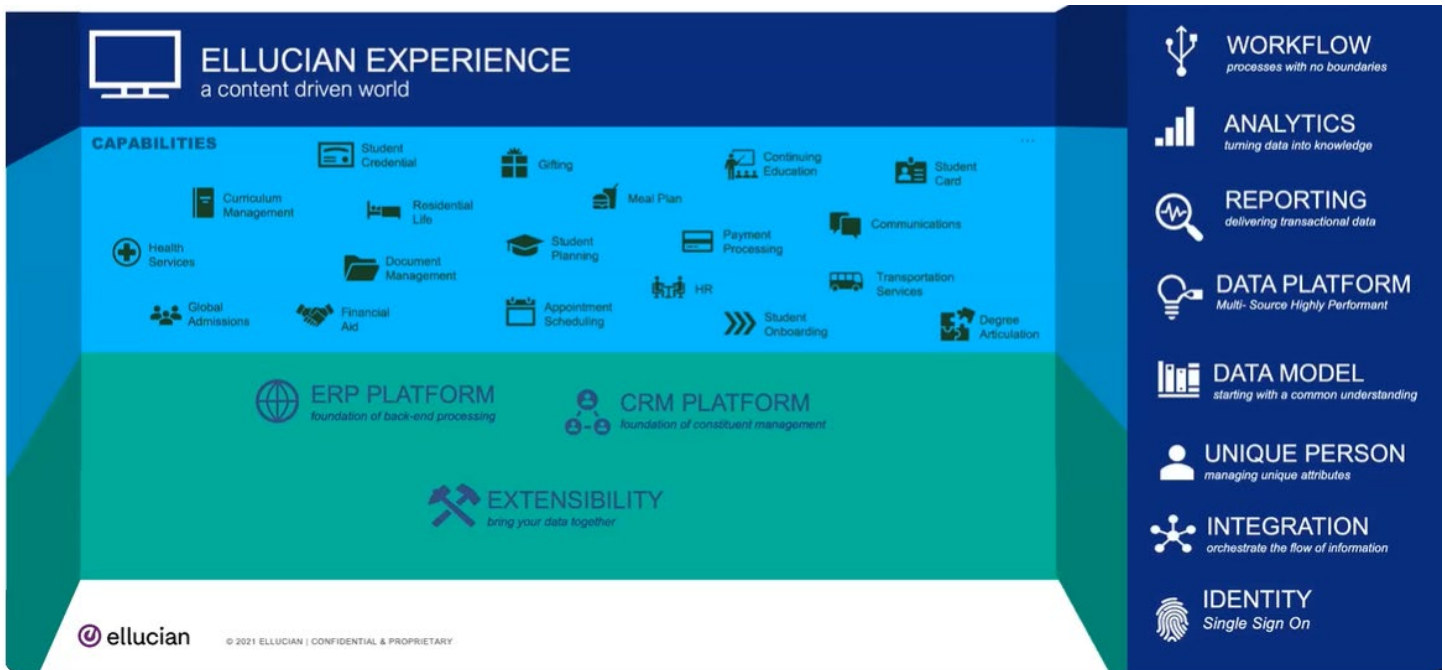
It's complicated, but seamless.

Banner, Active Directory, Ellucian Ethos Identity and Integration

ERP, CRM (green layer) is the data, extensibility tools to define our institution processes

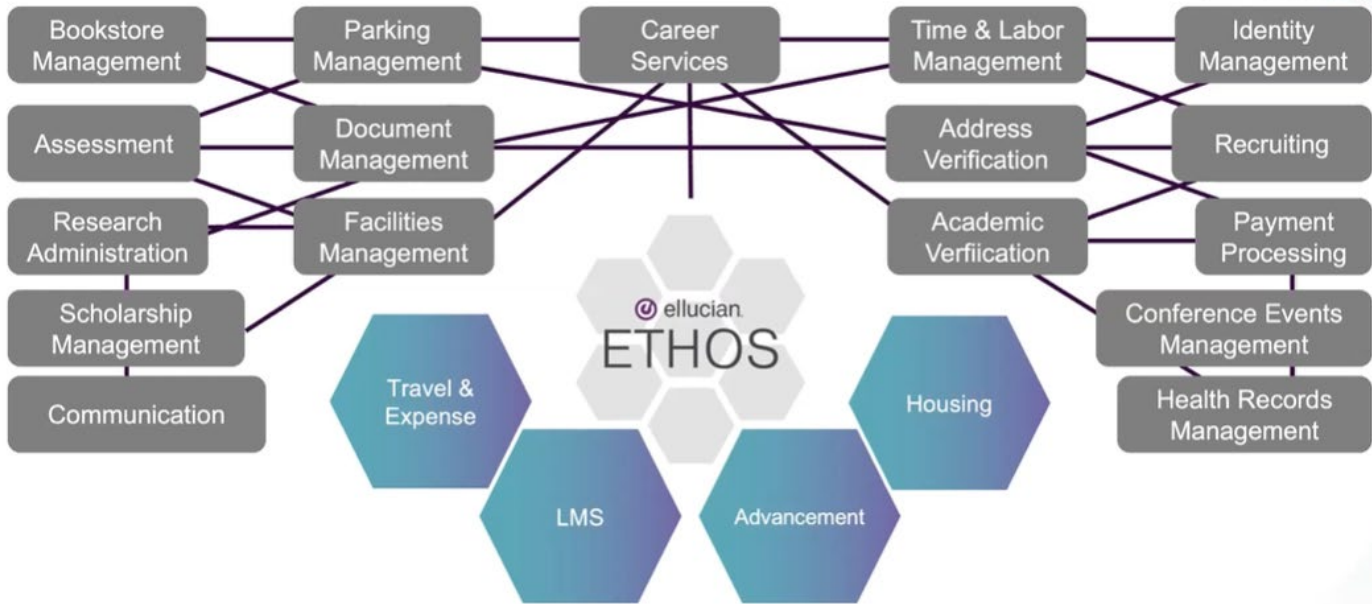
Blue Layer, is the capabilities, what can all this connect to

Purple Layer on top is, Ellucian Experience. Where it is all held together. Sits on top, provide access to capabilities and into the data layer.



All done with, API's, SDK's, AI, SSO and other acronym's, but these to name a few~

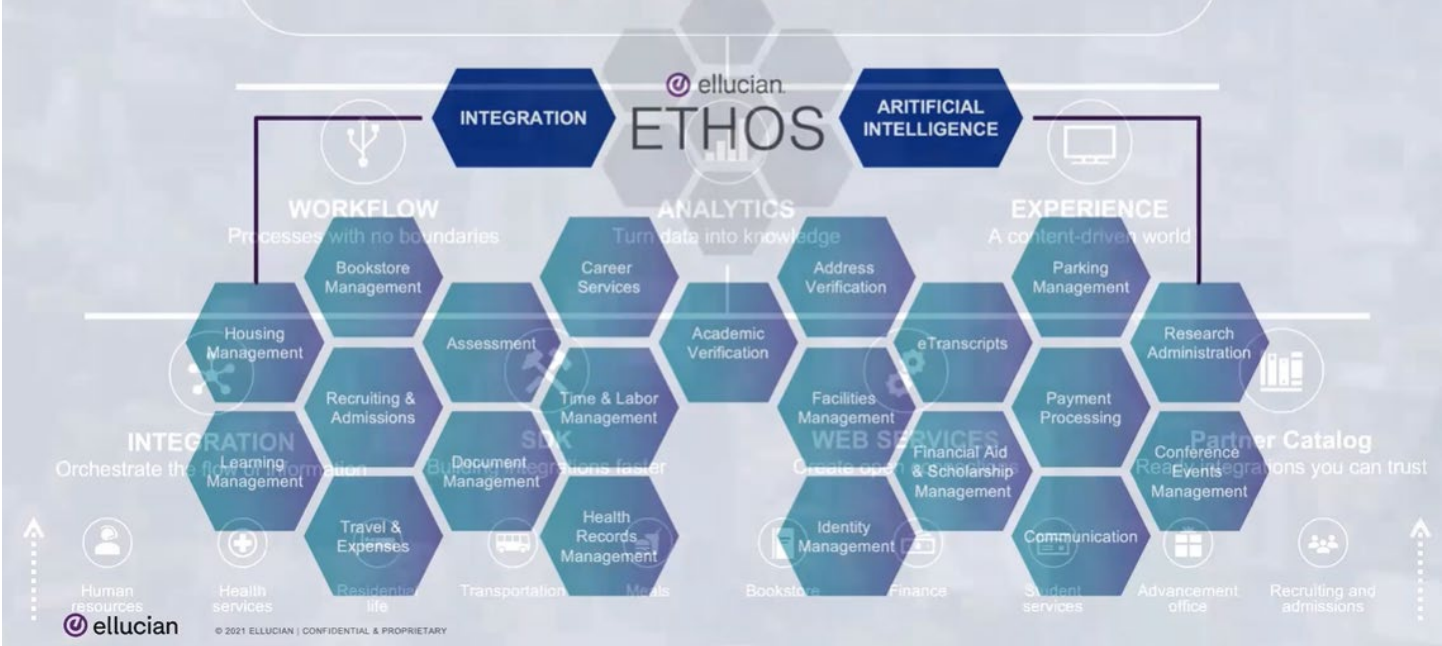
Campuses using Ethos today



A vision of the future available today



Ethos Platform



A view of the definition of crazy from an IT person's perspective.



**THE DEFINITION OF CRAZY IS SEEING
WHAT OTHERS DON'T**

**OF COURSE THAT'S ALSO THE
DEFINITION OF AWARENESS**

ator.net