

ANALYSIS OF PROGRAM
COMPLETERS, AY 2013-14
THROUGH AY 2017-18

Mills, Jeffrey

BARTON COMMUNITY COLLEGE August 2018



Executive Summary

Barton Community College Performance Reports for AY 2017 revealed that the three-year graduation rate showed a slight decrease rather than improvement. Attempting to gain insight beyond the decline of enrollments at the college during recent years, an analysis of the number of students completing an established program (completers) at Barton Community College was conducted. During the period of AY 2013-14 through AY 2017-18, the college experience an influx of non-degree seeking students enrolling in classes who negatively impacted graduation rates. All locations have recently seen the number of non-degree seeking students decline except for Fort Riley.

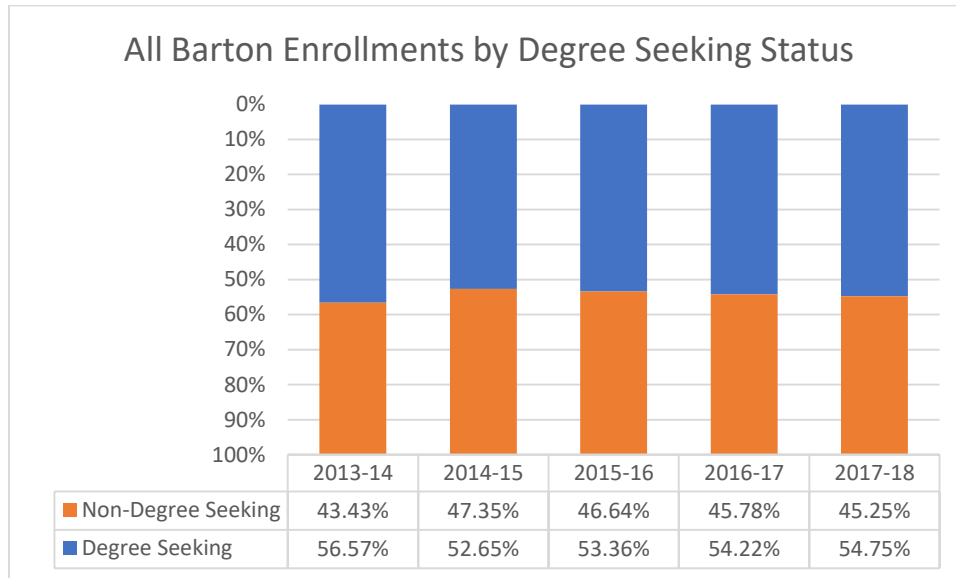
While the Virtual Campus lost the largest total number of completers (-84), Other campus locations lost the greatest percentage of completers (-51.72%). Fort Leavenworth gained the most completers with 165% and Grandview Plaza also increased their number of completers by more than 25% between AY 2013-14 and AY 2017-18.

The largest net loss of completers by award type occurred for active status AAS programs with a decrease of 72 completers between AY 2013-14 and AY 2017-18. Active CERT2 programs were the next largest decline of an active award with a loss of 37 completers. In fact, the net loss of active award levels is 96 completers, whereas the net loss of programs being Phased Out was 65 completers, with On Hold award programs losing 29. The growth of active CERT1 completers was primarily due to Welding Technology which grew by 36 completers. The only active CERT1 programs to lose completers were Preschool Education (-14), Dietary Manager (-5), and Hazardous Materials Management (-3).

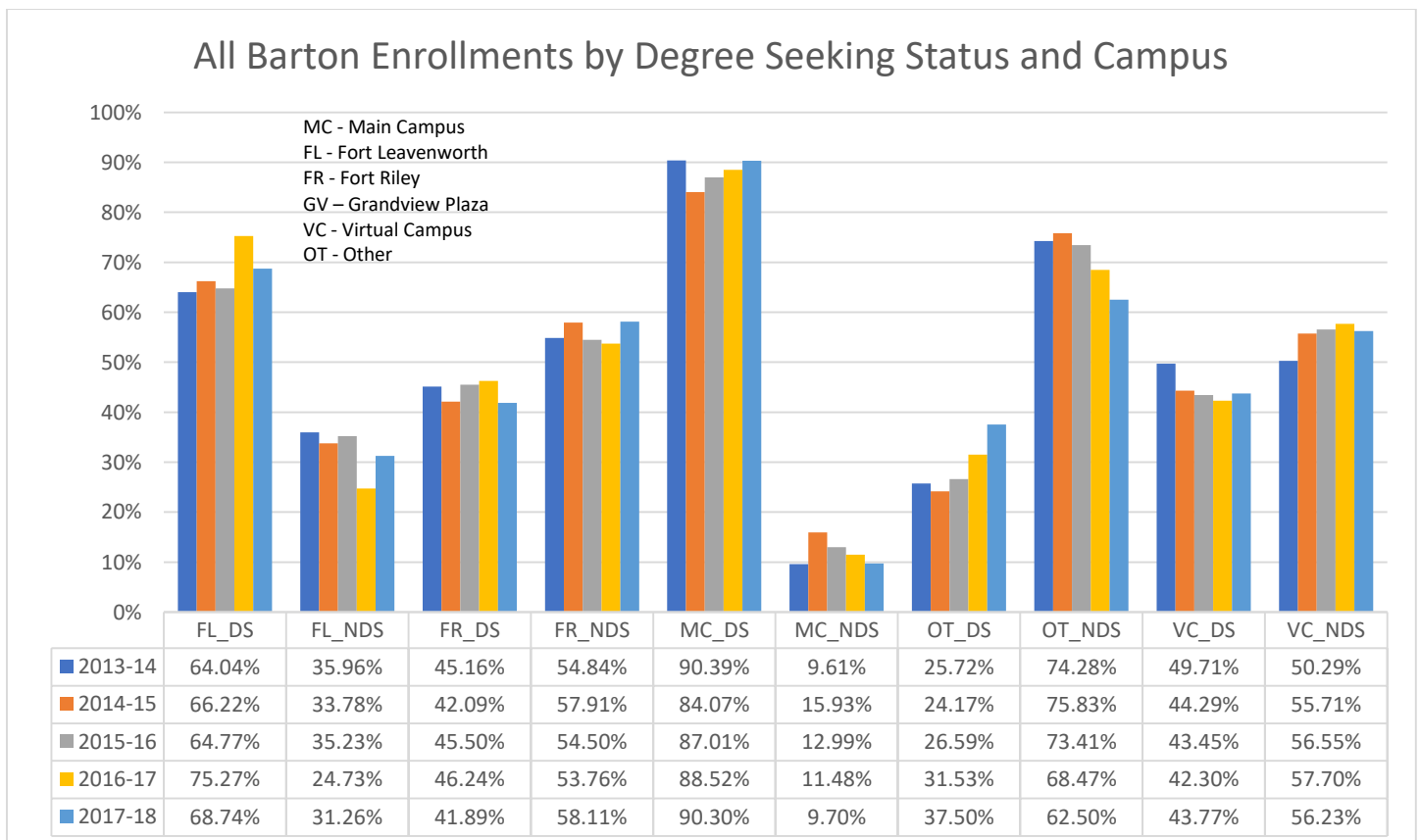
In general, more basic awards programs experienced declines in completers while more advanced programs increased. SAPP, AAS, and AGS award programs each experience significant declines in their respective completers. Most disturbingly, Health Professions experienced the largest net loss of all active programs with 79 less completers in 2017-18 than in 2013-14.

Further analysis is necessary to determine if any factors contribute to a student's likelihood of completing their chosen programs.

The percentage of Non-Degree Seeking (NDS) students enrolled at Barton Community College increased from 43.43% in AY 2013-14 to 45.70% in AY 2017-18. However, the highest percentage of NDS students occurred in AY 2015-16 with 46.64%. Given that the typical time to completion at a community college is two years and the peak of NDS students was two years prior to the last year in this examination, it is not surprising that overall graduation rates have declined. The following chart shows all Barton enrollments by degree seeking status and year



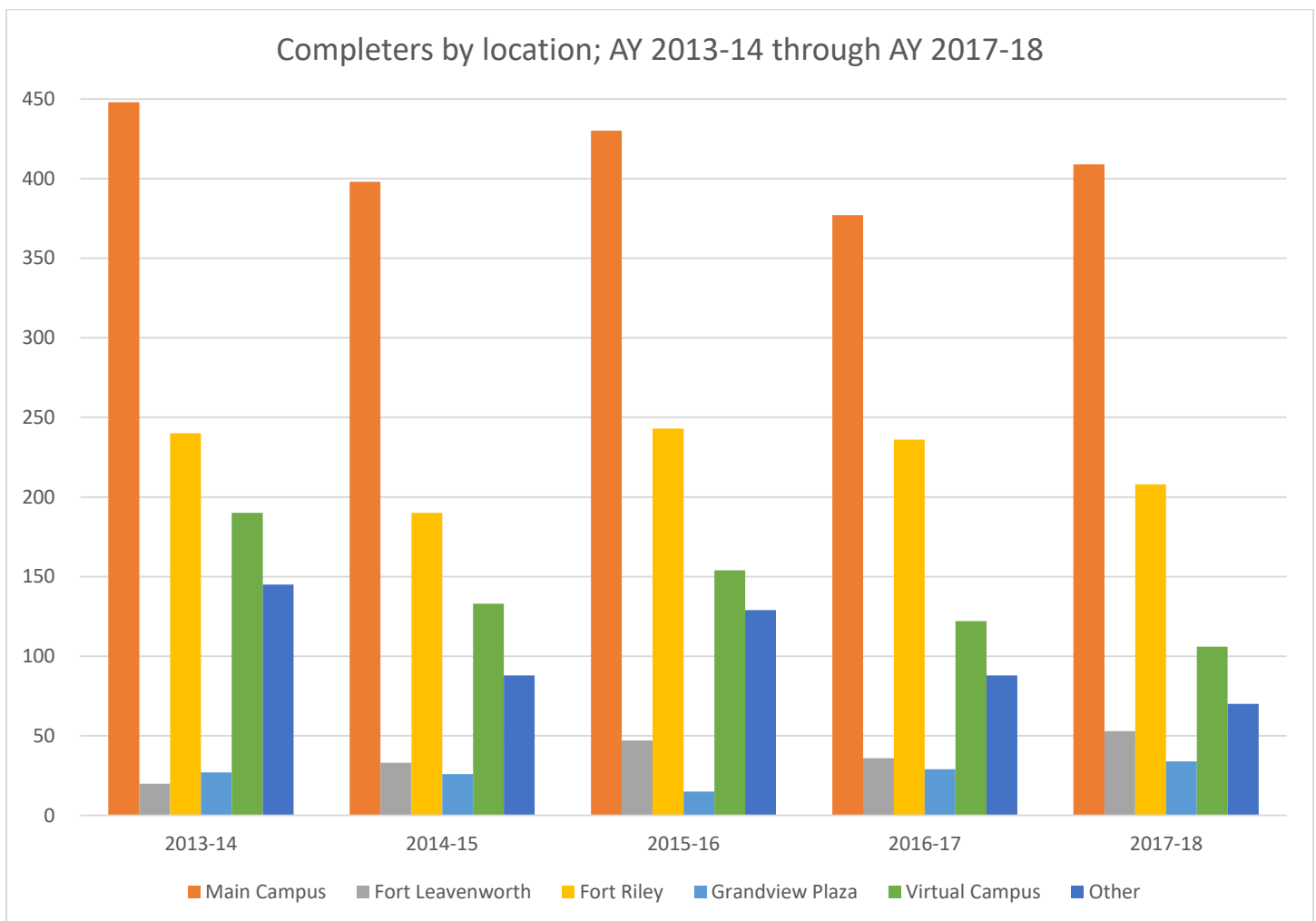
Looking into Barton enrollments by location and degree seeking status yields even more insight into the current decline in the completion percentage at Barton. Between AY 2013-14 and AY 2017-18 all locations experienced an increase of some kind in the percentage of NDS students. Fort Riley experienced their peak percentage of NDS students in AY 2017-18, while the Virtual Campus peaked in AY 2016-17, Other locations and Main Campus peaked in AY 2014-15, and Fort Leavenworth peaked in AY 2013-14.



An examination of the number of completers at Barton Community College for academic years 2013-14 through 2017-18 revealed that the largest net loss of completers occurred for the online or Virtual Campus, followed by Other, Barton County or Main Campus and Fort Riley. Collectively, these locations lost 230 completers with Fort Leavenworth and Grandview Plaza gaining 33 and 7 completers, respectively. The following table outlines this information.

Campus Locations:	2013-14	2014-15	2015-16	2016-17	2017-18	B(W)
Main Campus	448	398	430	377	409	(39)
Fort Leavenworth	20	33	47	36	53	33
Fort Riley	240	190	243	236	208	(32)
Grandview Plaza	27	26	15	29	34	7
Virtual Campus	190	133	154	122	106	(84)
Other	145	88	129	88	70	(75)

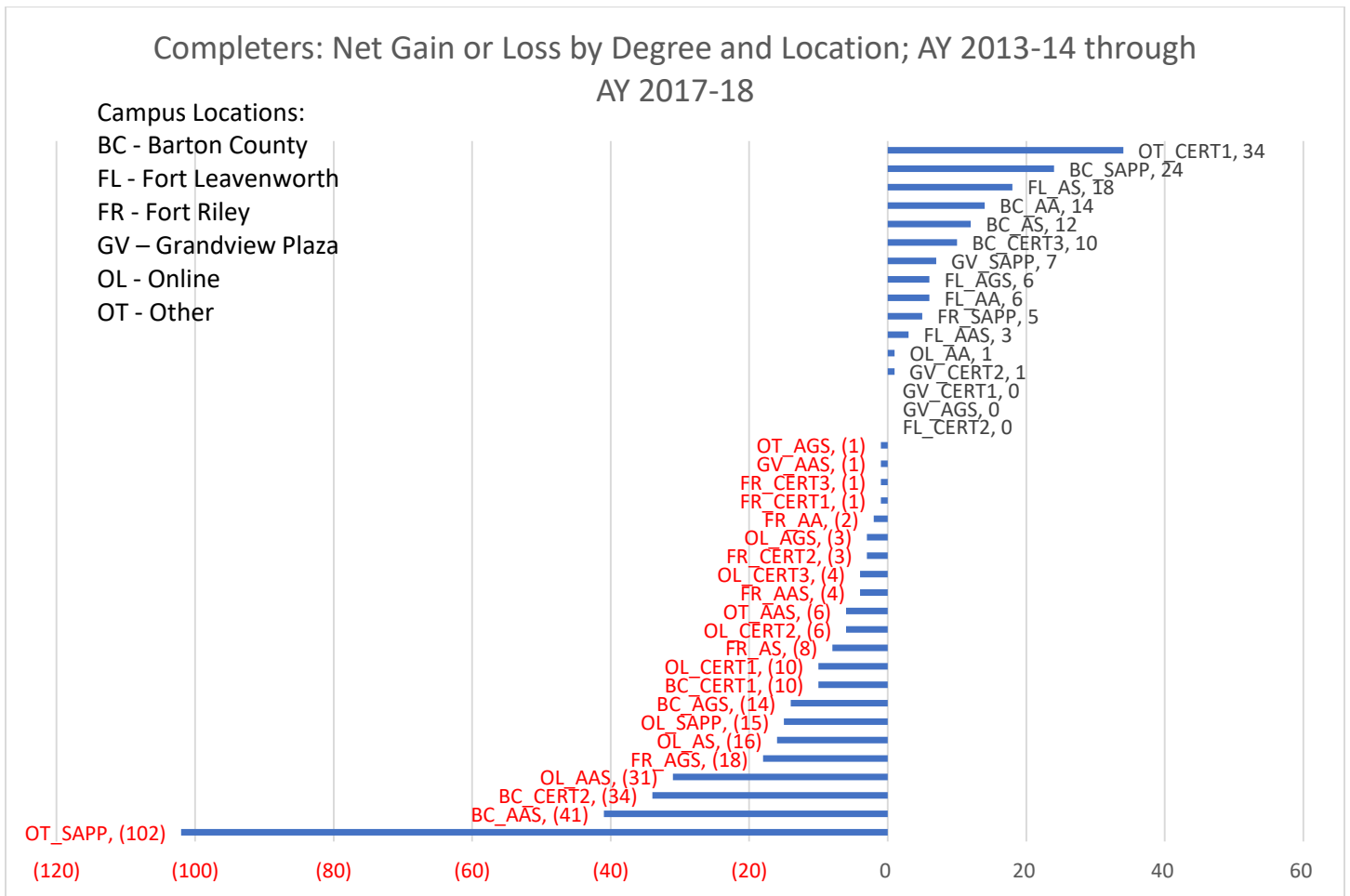
Graphically, the same information is depicted by the following chart.



However, looking at the percentage loss or gain of completers by locations tells which locations are experiencing the largest decline proportionally. While the Virtual Campus lost the largest total, Other campus locations lost the greatest percentage of completers. Virtual Campus was the second largest percentage loss followed by Fort Riley and Main Campus, respectively. Fort Leavenworth gained the most completers with 165% and Grandview Plaza was also a percentage gain of completers. The following table outlines the percent change of Barton completers between AY 2013-14 and AY 2017-18 by location.

Campus Locations:	2013-14	2014-15	2015-16	2016-17	2017-18	B(W)	% Change
Main Campus	448	398	430	377	409	(39)	-8.71%
Fort Leavenworth	20	33	47	36	53	33	165.00%
Fort Riley	240	190	243	236	208	(32)	-13.33%
Grandview Plaza	27	26	15	29	34	7	25.93%
Virtual Campus	190	133	154	122	106	(84)	-44.21%
Other	145	88	129	88	70	(75)	-51.72%

Mining further into the data revealed that SAPP at other locations was the largest net loss by degree and location with a decrease of 102 completers from AY 2013-14 to AY 2017-18. The AAS and CERT2 at Main Campus lost 41 and 34 completers, respectively. The AAS at other locations lost 31 completers, the AGS at Fort Riley and Main Campus lost 18 and 14 completers, and the AS and SAPP at other locations lost 16 and 15 completers. The following charts depicts the net gain or loss of completers degree and location.



The following table shows the Other campus location completers by degree and major for AY 2013-14 through AY 2017-18.

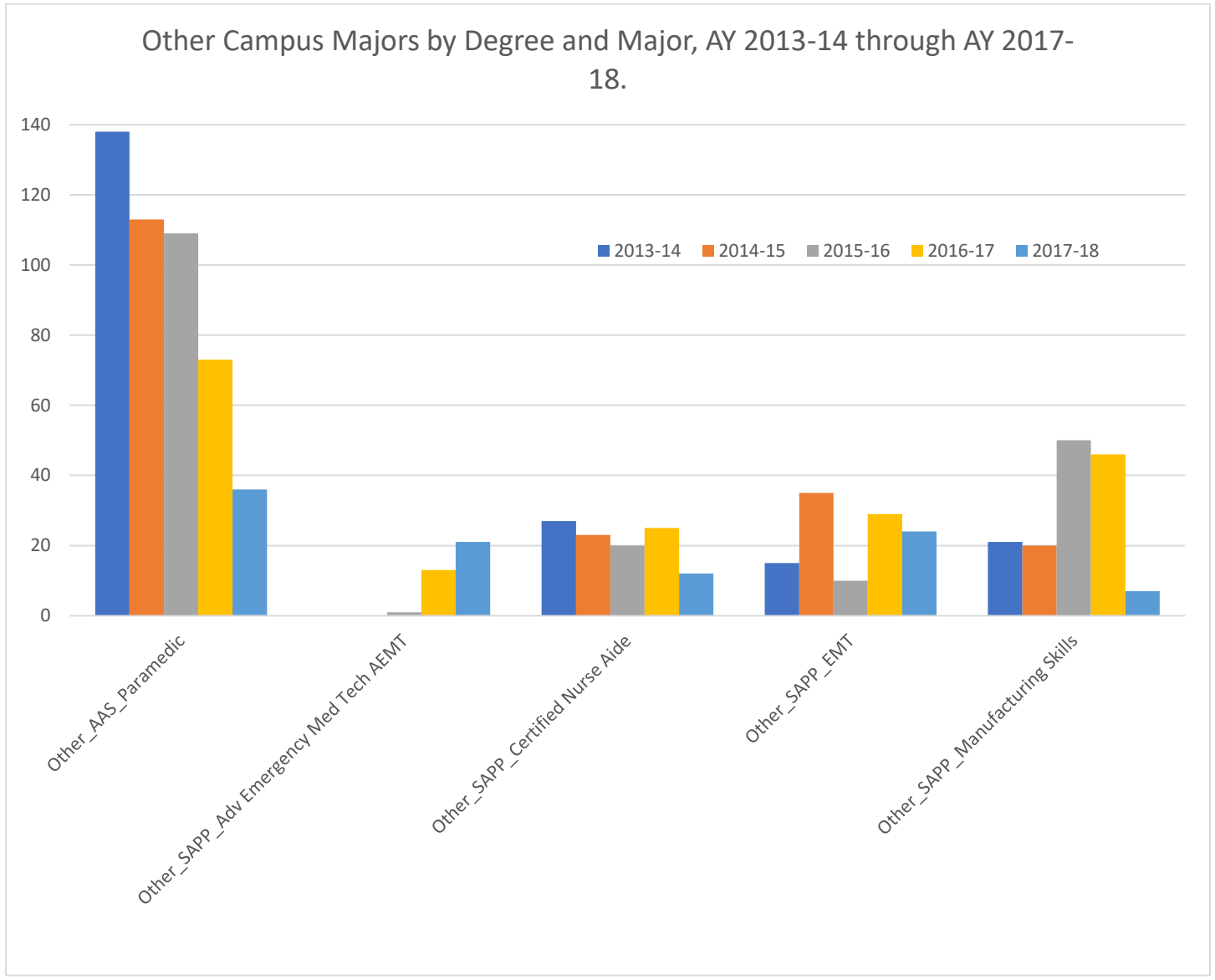
Campus	DegCode	Major	2013-14	2014-15	2015-16	2016-17	2017-18	B(W)
OT	AAS	Paramedic	6	2	4	3		-6
OT	AGS	General Studies	1					-1
OT	CERT1	Carpentry					5	5
OT	CERT1	Welding Technology	2	9	39	36	31	29
OT	SAPP	Adv Emergency Med Tech AEMT	6	7				-6
OT	SAPP	Certified Medication Aide	3		4		6	3
OT	SAPP	Certified Nurse Aide	69	21	44	18	24	-45
OT	SAPP	EMS Training Officer I			1			0
OT	SAPP	EMT	7	3		3	4	-3
OT	SAPP	Manufacturing Skills	43	39	37	28		-43
OT	SAPP	Retirement Plan Fundamentals	6	7				-6
OT	SAPP	Tax Exempt Administrator	2					-2
Grand Total			145	88	129	88	70	-75

The following table shows the number of degree seeking students enrolled at Other campus locations by degree and major for AY 2013-14 through AY 2017-18.

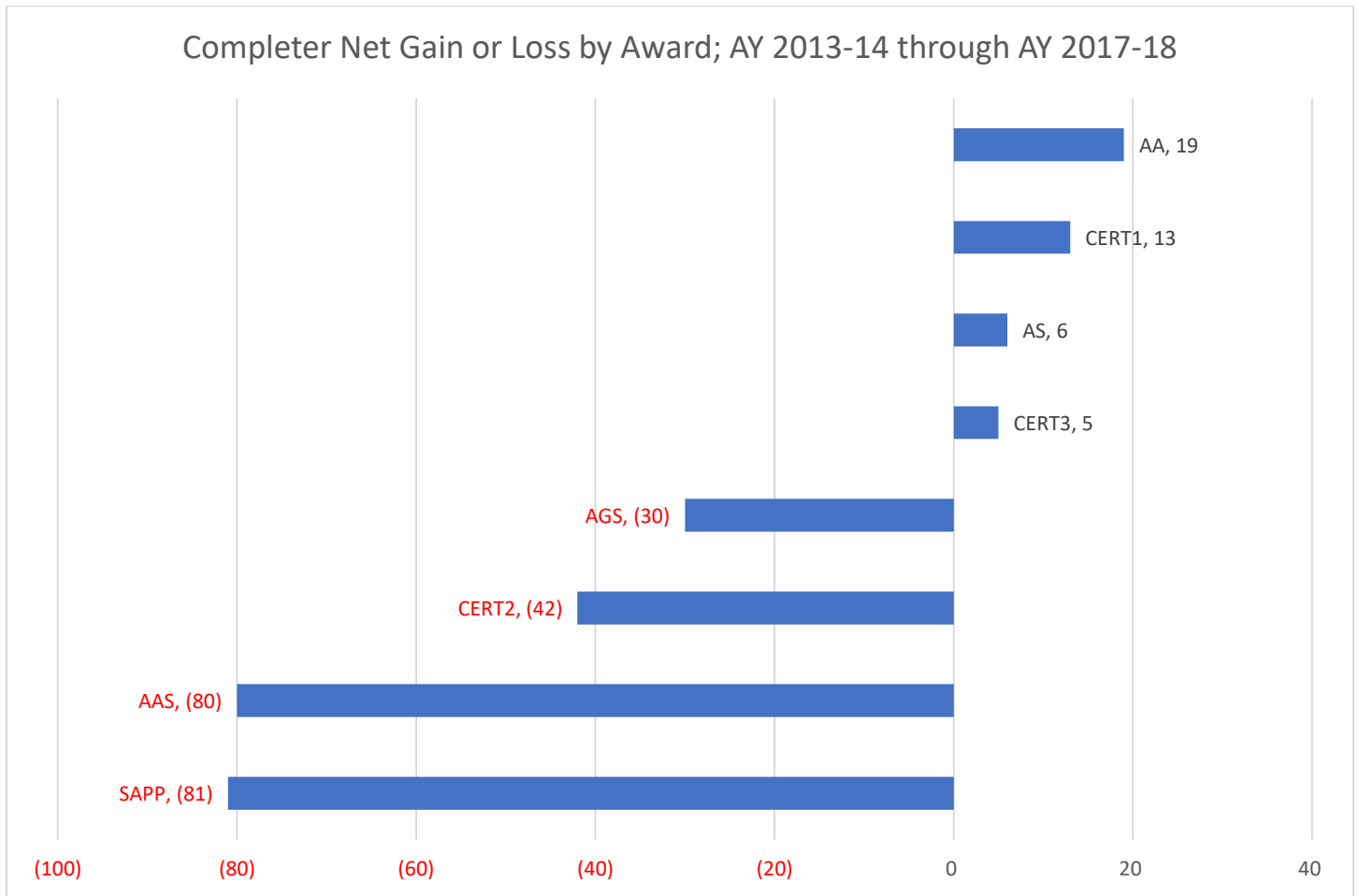
Campus	Degree	Major	2013-14	2014-15	2015-16	2016-17	2017-18	B(W)
Other	AAS	Paramedic	138	113	109	73	36	-102
Other	AGS	General Studies	97	80	57	104	93	-4
Other	CERT1	Carpentry				19	91	91
Other	CERT1	Welding Technology	64	115	96	124	67	3
Other	SAPP	Adv Emergency Med Tech AEMT			1	13	21	21
Other	SAPP	Certified Medication Aide		4	3	3	6	6
Other	SAPP	Certified Nurse Aide	27	23	20	25	12	-15
Other	SAPP	EMT	15	35	10	29	24	9
Other	SAPP	Manufacturing Skills	21	20	50	46	7	-14
Other	SAPP	Retirement Plan Fundamentals		3				0

Comparing these two tables shows that it is reasonable to expect CERT1 Carpentry and SAPP Adv Emergency Med Tech AEMT to increase the number of completers, while AAS Paramedic, SAPP Certified Nurse Aide, and SAPP Manufacturing Skills will likely continue to decrease.

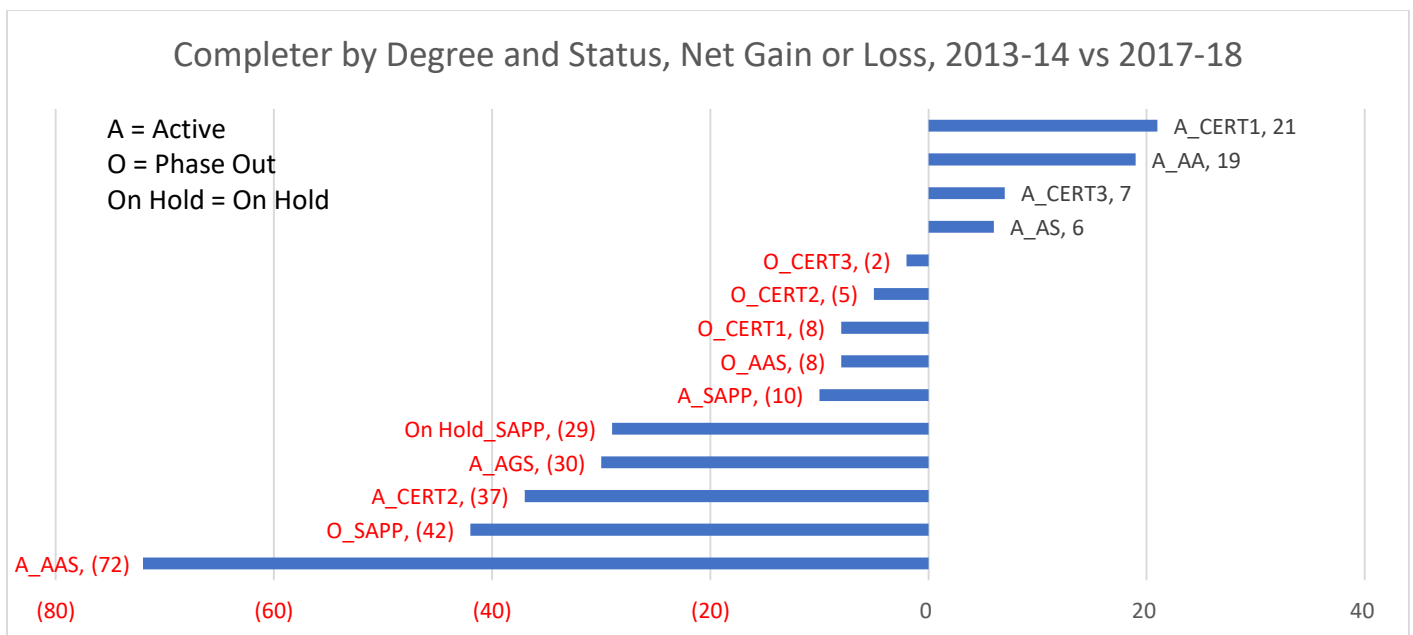
The following chart shows the number of degree seeking students enrolled at Other campus locations by degree and major for those programs with the largest loss of completers for AY 2013-14 through AY 2017-18.



Returning to an examination of the net change completers by award type, SAPP again has the largest decrease in graduates when comparing AY 2013-14 to AY 2017-18. During this time frame, for all locations, SAPP, AAS, CERT2, and AGS lost 81, 80, 42, and 30 completers respectively. The following chart displays this information.



However, some of the reported programs could no longer be active either do to an “on hold” status or being phased out. As such the following chart shows the net gain or loss of completers by degree and status.



The largest net loss of completers occurred for active status AAS programs with a decrease of 72 completers between AY 2013-14 and AY 2017-18. Active CERT2 programs were the next largest decline of an active award with a loss of 37 completers. In fact, the net loss of active award levels is 96 completers, whereas the net loss of programs being phased out was 65 completers, with On Hold award programs losing 29. The growth of active CERT1 completers was primarily due to Welding Technology which grew by 36 completers. The only active CERT1 programs to lose completers were Preschool Education (-14), Dietary Manager (-5), and Hazardous Materials Management (-3).

For active programs:

- In general, more basic awards experienced declines in completers while more advanced programs increased.
 - All AAS programs declined except for Crop Protection (0), Medical Lab Technician (0), Emerg Mgmt/Homeland Security (1), Medical Assistant (1), and Tech Accounting Specialist (1).
 - AGS declined by 30 completers.
 - CERT1 programs only exception, but without Welding Technology they declined by 15 completers.
- CERT1 Welding Technology grew more than any other program (36).
- SAPP Manufacturing Skills decreased more than any other program (-44).

Looking at the net gain or loss of completers by program groups yields interesting insights. Ignoring the programs that were no longer active during the period, Health Professions experienced the largest net loss with 79 less completers in AY 2017-18 than in AY 2013-14. According to the [Bureau of Labor Statistics](#), health profession related occupations are expected to growth the most between 2016 and 2026. Given the anticipated rise in both opportunity and income, it is concerning that Health Profession programs offered at Barton experienced such a large decline. Issues with accreditation in these areas in previous years likely hurt the number of completers observed currently and hopefully will correct the trend now that they have been addressed. A complete listing of completers by program group, major, concentration and award level are included in the Appendix. The following table details the net impact of completers by program group between AY 2013-14 and AY 2017-18.

Program Status	Program Group	2013-14	2014-15	2015-16	2016-17	2017-18	B(W)
A	Health Professions	385	264	331	270	306	(79)
A	General Studies	90	59	76	60	60	(30)
A	Industrial/Energy Technology	83	92	123	89	61	(22)
A	Early Childhood	26	21	16	11	6	(20)
A	Business/Economics	47	44	42	27	37	(10)
A	Education	11	11	11	6	3	(8)
A	Fine and Performing Arts	13	9	4	5	5	(8)
A	Computer/Information Technology	12	6	8	4	5	(7)
A	Pre-Professional	11	13	3		5	(6)
A	Automotive Technology	9	3	8	8	5	(4)
A	Military Studies/Leadership	5	7	8	3	1	(4)
A	Science and Math	5	3	5	4	1	(4)
A	Communication	2	3				(2)
A	Health, Physical Education, Recreation	9	9	4	3	7	(2)
A	Emerg Mgmt/Homeland Security					1	1
A	Agriculture	5	6	3	9	7	2
A	Humanities and Social Sciences	19	14	26	19	21	2
A	Public Safety, Corrections and Security	23	21	14	55	52	29
A	Liberal Studies	221	234	298	292	297	76

Further analysis will attempt to isolate the specific factors, if any, that can be isolated and utilized to identify the likelihood of a student completing their respective award programs.

Appendix

Change in Completers by Program Status, Award Level and Major:

Program Status	Award	Major	2013-14	2014-15	2015-16	2016-17	2017-18	B(W)
A	AA	Liberal Studies	62	60	63	67	81	19
A	AAS	Paramedic	22	22	25	17	6	(16)
A	AAS	Registered Nursing	41	25	27	19	26	(15)
A	AAS	Medical Admin Technology	14	4	11	3	3	(11)
A	AAS	Natural Gas Trans/Distrib Tech	10	9	13	11	4	(6)
A	AAS	Bus Management & Leadership	16	13	10	7	11	(5)
A	AAS	Early Childhood	8	5	6	4	3	(5)
A	AAS	Business Admin Technology	5	2	7	1	1	(4)
A	AAS	Agriculture Business Mgmt	3	3	1	1		(3)
A	AAS	Hazardous Materials Management	8	5	2	3	5	(3)
A	AAS	Networking Specialist	5	2	5		2	(3)
A	AAS	Automotive Technology	4	2	1	1	2	(2)
A	AAS	Criminal Justice	1					(1)
A	AAS	Technical Studies	2	1		1	1	(1)
A	AAS	Crop Protection		1				0
A	AAS	Medical Lab Technician	13	5	7	8	13	0
A	AAS	Emerg Mgmt/Homeland Security	4	5	3	6	5	1
A	AAS	Medical Assistant	3	3	4	4	4	1
A	AAS	Tech Accounting Specialist	2	1	3	2	3	1
A	AGS	General Studies	90	59	76	60	60	(30)
A	AS	Business	1					(1)
A	AS	Liberal Studies	293	311	334	301	300	7
A	CERT1	Preschool Education	14	10	6			(14)
A	CERT1	Dietary Manager	26	23	19	18	21	(5)
A	CERT1	Hazardous Materials Management	3		1	2		(3)
A	CERT1	Natural Gas Trans/Distrib Tech	1					(1)
A	CERT1	Bus Management & Leadership		1				0
A	CERT1	Emerg Mgmt/Homeland Security			2	1		0
A	CERT1	Automotive Technology			3	4	1	1
A	CERT1	Child Development			2	5	1	1
A	CERT1	Pharmacy Technician	2	6	3	3	3	1
A	CERT1	Carpentry					5	5
A	CERT1	Welding Technology	2	9	47	45	38	36
A	CERT2	Nursing - PN	28	38				(28)
A	CERT2	Natural Gas Trans/Distrib Tech	26	20	14	5	14	(12)
A	CERT2	Networking Specialist	6	1	1	2	1	(5)
A	CERT2	Military Leadership	2	5	7	2		(2)
A	CERT2	Military Logistics	1	1				(1)
A	CERT2	Beef Cattle Production			1	1		0
A	CERT2	Gas Measurement		13	8			0
A	CERT2	Medical Assistant			3			0
A	CERT2	MilitaryDangerousMatrHandling			1			0

A	CERT2	Automotive Technology			1	2	1	1
A	CERT2	Crop Protection					1	1
A	CERT2	Emerg Mgmt/Homeland Security	2	5	2	4	3	1
A	CERT2	Hazardous Materials Management	2	3		1	6	4
A	CERT2	Medical Coding		2	4	7	4	4
A	CERT3	Medical Coding	7	1				(7)
A	CERT3	Automotive Technology	5	1	3	1	1	(4)
A	CERT3	Mental Health Technician					2	2
A	CERT3	Nursing - PN			24	21	16	16
A	SAPP	Manufacturing Skills	44	41	41	28		(44)
A	SAPP	Adv Emergency Med Tech AEMT	24	7		22	15	(9)
A	SAPP	EMT	28	41	30	41	19	(9)
A	SAPP	Phlebotomy Training	20		8	2	11	(9)
A	SAPP	EMS Instructor Coordinator	8		10	4	10	2
A	SAPP	Certified Nurse Aide	112	41	123	92	125	13
A	SAPP	Certified Medication Aide	5	12	14		23	18
A	SAPP	Occupational Safety&Health	1		4	36	29	28
O	AAS	Business Technology	6			1		(6)
O	AAS	Criminal Justice	2					(2)
O	CERT1	Infant/Toddler Education&Care	8	5	3			(8)
O	CERT1	Computer Aided Drafting			2			0
O	CERT2	HealthcareDoc/TranscriptSpec	5	1	1			(5)
O	CERT3	Criminal Justice	2					(2)
O	SAPP	EMS Training Officer I	20	21	11	21		(20)
O	SAPP	EMS Training Officer II	12	11	11			(12)
O	SAPP	Retirement Plan Fundamentals	10	11	10	1		(10)
On Hold	SAPP	Emergency Med Technician	20					(20)
On Hold	SAPP	Qualified 401K Administrator	5					(5)
On Hold	SAPP	Tax Exempt Administrator	4					(4)
Grand Total			1070	868	1018	888	880	(190)

Program Status	Program Group	Award	Major	Concentration	2013-14	2014-15	2015-16	2016-17	2017-18	B(W)
A	Agriculture	AAS	Agriculture Business Mgmt		3	3	1	1		(3)
A	Agriculture	AAS	Crop Protection			1				0
A	Agriculture	AS	Liberal Studies	Agribusiness				1	1	1
A	Agriculture	AS	Liberal Studies	Agricultural Education				1	1	1
A	Agriculture	AS	Liberal Studies	Agriculture Transfer Option	1	1	1	3	2	1
A	Agriculture	AS	Liberal Studies	Agronomy	1			1		(1)
A	Agriculture	AS	Liberal Studies	Animal Science		1		1		0
A	Agriculture	AS	Liberal Studies	Golf Course Management					1	1
A	Agriculture	AS	Liberal Studies	Horticulture/Turf Management					1	1
A	Agriculture	CERT2	Beef Cattle Production				1	1		0
A	Agriculture	CERT2	Crop Protection						1	1
A	Automotive Technology	AAS	Automotive Technology		4	2	1	1	2	(2)
A	Automotive Technology	CERT1	Automotive Technology				3	4	1	1
A	Automotive Technology	CERT2	Automotive Technology				1	2	1	1
A	Automotive Technology	CERT3	Automotive Technology		5	1	3	1	1	(4)
A	Business/Economics	AAS	Bus Management & Leadership		16	13	10	7	11	(5)
A	Business/Economics	AAS	Business Admin Technology		5	2	7	1	1	(4)
A	Business/Economics	AAS	Tech Accounting Specialist		2	1	3	2	3	1
A	Business/Economics	AS	Business		1					(1)
A	Business/Economics	AS	Liberal Studies	Accounting	11	7	10	5	8	(3)
A	Business/Economics	AS	Liberal Studies	Business	12	19	11	9	13	1
A	Business/Economics	AS	Liberal Studies	Finance			1	1		0
A	Business/Economics	AS	Liberal Studies	Management				1	1	1
A	Business/Economics	AS	Liberal Studies	Marketing				1		0
A	Business/Economics	AS	Liberal Studies	Public Administration		1				0
A	Business/Economics	CERT1	Bus Management & Leadership			1				0
A	Communication	AA	Liberal Studies	English	1	1				(1)
A	Communication	AA	Liberal Studies	Journalism	1					(1)
A	Communication	AA	Liberal Studies	Speech Communications		2				0
A	Computer/Information Technology	AAS	Networking Specialist		5	2	5		2	(3)
A	Computer/Information Technology	AS	Liberal Studies	Computer Information Systems		1	1		1	1
A	Computer/Information Technology	AS	Liberal Studies	Computer Science	1	2	1	2	1	0

A	Computer/Information Technology	CERT2	Networking Specialist		6	1	1	2	1	(5)
A	Early Childhood	AAS	Early Childhood		8	5	6	4	3	(5)
A	Early Childhood	AS	Liberal Studies	Early Childhood Education	4	6	2	2	2	(2)
A	Early Childhood	CERT1	Child Development				2	5	1	1
A	Early Childhood	CERT1	Preschool Education		14	10	6			(14)
A	Education	AA	Liberal Studies	Art Education				1		0
A	Education	AA	Liberal Studies	Music Education		1		3		0
A	Education	AA	Liberal Studies	Secondary Education			1			0
A	Education	AS	Liberal Studies	Elementary Education	7	7	6	1	2	(5)
A	Education	AS	Liberal Studies	Math Education		2				0
A	Education	AS	Liberal Studies	Physical Education	2					(2)
A	Education	AS	Liberal Studies	Secondary Education	2	1	4	1	1	(1)
A	Emerg Mgmt/Homeland Security	AAS	Emerg Mgmt/Homeland Security	Emerg Mgmt/Homeland Security					1	1
A	Fine and Performing Arts	AA	Liberal Studies	Art	4		2		2	(2)
A	Fine and Performing Arts	AA	Liberal Studies	Graphic Design	3	3	2	2	2	(1)
A	Fine and Performing Arts	AA	Liberal Studies	Music	3	1		2		(3)
A	Fine and Performing Arts	AA	Liberal Studies	Photography	2	3				(2)
A	Fine and Performing Arts	AA	Liberal Studies	Theatre	1	2		1	1	0
A	General Studies	AGS	General Studies	General Studies			3	3	3	3
A	General Studies	AGS	General Studies	Military Studies Emphasis	1					(1)
A	General Studies	AGS	General Studies		89	59	73	57	57	(32)
A	Health Professions	AAS	Medical Admin Technology		14	4	11	3	3	(11)
A	Health Professions	AAS	Medical Assistant		3	3	4	4	4	1
A	Health Professions	AAS	Medical Lab Technician		13	5	7	8	13	0
A	Health Professions	AAS	Paramedic		22	22	25	17	6	(16)
A	Health Professions	AAS	Registered Nursing		41	25	27	19	26	(15)
A	Health Professions	AS	Liberal Studies	Dietary Management	4		2			(4)
A	Health Professions	AS	Liberal Studies	Dietetics	13	15	15	8	3	(10)
A	Health Professions	AS	Liberal Studies	Nursing - Transfer	12	10	1		1	(11)
A	Health Professions	AS	Liberal Studies	Nutrition and Health				1	1	1
A	Health Professions	AS	Liberal Studies	Pharmacy		1				0
A	Health Professions	AS	Liberal Studies	Physical Therapy	3	7	1			(3)

A	Health Professions	AS	Liberal Studies	Pre-Nursing		1				0
A	Health Professions	CERT1	Dietary Manager		26	23	19	18	21	(5)
A	Health Professions	CERT1	Pharmacy Technician		2	6	3	3	3	1
A	Health Professions	CERT2	Medical Assistant				3			0
A	Health Professions	CERT2	Medical Coding			2	4	7	4	4
A	Health Professions	CERT2	Nursing - PN		28	38				(28)
A	Health Professions	CERT3	Medical Coding		7	1				(7)
A	Health Professions	CERT3	Mental Health Technician						2	2
A	Health Professions	CERT3	Nursing - PN				24	21	16	16
A	Health Professions	SAPP	Adv Emergency Med Tech AEMT		24	7		22	15	(9)
A	Health Professions	SAPP	Certified Medication Aide		5	12	14		23	18
A	Health Professions	SAPP	Certified Nurse Aide		112	41	123	92	125	13
A	Health Professions	SAPP	EMS Instructor Coordinator		8		10	4	10	2
A	Health Professions	SAPP	EMT		28	41	30	41	19	(9)
A	Health Professions	SAPP	Phlebotomy Training		20		8	2	11	(9)
A	Health, Physical Education, Recreation	AS	Liberal Studies	Athletic Training	4	8	2	3	7	3
A	Health, Physical Education, Recreation	AS	Liberal Studies	Exercise Science	2	1	1			(2)
A	Health, Physical Education, Recreation	AS	Liberal Studies	Sports Management	3		1			(3)
A	Humanities and Social Sciences	AA	Liberal Studies	Anthropology Cultural Studies					1	1
A	Humanities and Social Sciences	AA	Liberal Studies	History	1	1		1	1	0
A	Humanities and Social Sciences	AA	Liberal Studies	Sociology			1	1		0
A	Humanities and Social Sciences	AS	Liberal Studies	Psychology	18	13	25	17	19	1
A	Industrial/Energy Technology	AAS	Natural Gas Trans/Distrib Tech		10	9	13	11	4	(6)
A	Industrial/Energy Technology	CERT1	Carpentry						5	5
A	Industrial/Energy Technology	CERT1	Natural Gas Trans/Distrib Tech		1					(1)
A	Industrial/Energy Technology	CERT1	Welding Technology		2	9	47	45	38	36
A	Industrial/Energy Technology	CERT2	Gas Measurement			13	8			0
A	Industrial/Energy Technology	CERT2	Natural Gas Trans/Distrib Tech		26	20	14	5	14	(12)
A	Industrial/Energy Technology	SAPP	Manufacturing Skills		44	41	41	28		(44)
A	Liberal Studies	AA	Liberal Studies		46	41	56	54	67	21
A	Liberal Studies	AS	Liberal Studies		175	193	242	238	230	55
A	Military Studies/Leadership	AAS	Technical Studies		2	1		1	1	(1)
A	Military Studies/Leadership	CERT2	Military Leadership		2	5	7	2		(2)
A	Military Studies/Leadership	CERT2	Military Logistics		1	1				(1)
A	Military Studies/Leadership	CERT2	MilitaryDangerousMatrHandling				1			0

A	Pre-Professional	AA	Liberal Studies	Law		1			2	2
A	Pre-Professional	AA	Liberal Studies	Social Work		4	1		1	1
A	Pre-Professional	AS	Liberal Studies	Chiropractic		1				0
A	Pre-Professional	AS	Liberal Studies	Dental Hygiene	1	2			2	1
A	Pre-Professional	AS	Liberal Studies	Health Information Mgmt			1			0
A	Pre-Professional	AS	Liberal Studies	Law	1					(1)
A	Pre-Professional	AS	Liberal Studies	Medicine	1					(1)
A	Pre-Professional	AS	Liberal Studies	Mortuary Science	1					(1)
A	Pre-Professional	AS	Liberal Studies	Physical Therapy Asst	1	1				(1)
A	Pre-Professional	AS	Liberal Studies	Radiology Tech	3	3				(3)
A	Pre-Professional	AS	Liberal Studies	Social Work	2	1				(2)
A	Pre-Professional	AS	Liberal Studies	Veterinary Medicine	1		1			(1)
A	Public Safety, Corrections and Security	AA	Liberal Studies	Criminal Justice				2	4	4
A	Public Safety, Corrections and Security	AAS	Criminal Justice		1					(1)
A	Public Safety, Corrections and Security	AAS	Emerg Mgmt/Homeland Security		4	5	3	6	4	0
A	Public Safety, Corrections and Security	AAS	Hazardous Materials Management		8	5	2	3	5	(3)
A	Public Safety, Corrections and Security	AS	Liberal Studies	Criminal Justice	2	3			1	(1)
A	Public Safety, Corrections and Security	CERT1	Emerg Mgmt/Homeland Security				2	1		0
A	Public Safety, Corrections and Security	CERT1	Hazardous Materials Management		3		1	2		(3)
A	Public Safety, Corrections and Security	CERT2	Emerg Mgmt/Homeland Security		2	5	2	4	3	1
A	Public Safety, Corrections and Security	CERT2	Hazardous Materials Management		2	3		1	6	4
A	Public Safety, Corrections and Security	SAPP	Occupational Safety&Health		1		4	36	29	28
A	Science and Math	AS	Liberal Studies	Biology	2	2	4			(2)
A	Science and Math	AS	Liberal Studies	Chemistry	1					(1)
A	Science and Math	AS	Liberal Studies	Engineering	1		1	3	1	0
A	Science and Math	AS	Liberal Studies	Mathematics	1					(1)
A	Science and Math	AS	Liberal Studies	Physics		1				0
A	Science and Math	AS	Liberal Studies	Wildlife Science				1		0
O	No Longer Active	AAS	Business Technology		6			1		(6)

O	No Longer Active	CERT1	Computer Aided Drafting				2			0
O	No Longer Active	CERT1	Infant/Toddler Education&Care		8	5	3			(8)
O	No Longer Active	CERT2	HealthcareDoc/TranscriptSpec		5	1	1			(5)
O	No Longer Active	SAPP	EMS Training Officer I		20	21	11	21		(20)
O	No Longer Active	SAPP	EMS Training Officer II		12	11	11			(12)
O	No Longer Active	SAPP	Retirement Plan Fundamentals		10	11	10	1		(10)
O	Public Safety, Corrections and Security	AAS	Criminal Justice		2					(2)
O	Public Safety, Corrections and Security	CERT3	Criminal Justice		2					(2)
On Hold	No Longer Active	SAPP	Emergency Med Technician		20					(20)
On Hold	No Longer Active	SAPP	Qualified 401K Administrator		5					(5)
On Hold	No Longer Active	SAPP	Tax Exempt Administrator		4					(4)
Grand Total					1070	868	1018	888	880	(190)