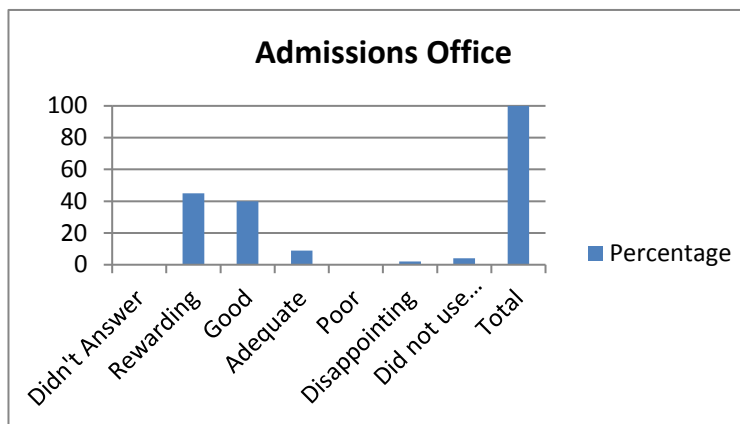


Spring 2014 Graduation Services Student Services

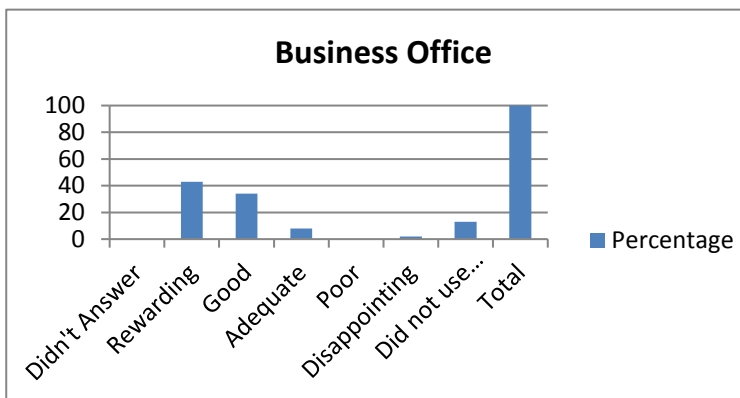
1. Admissions Office

	Percentage
Didn't Answer	0
Rewarding	45
Good	40
Adequate	9
Poor	0
Disappointing	2
Did not use this service	4
Total	100



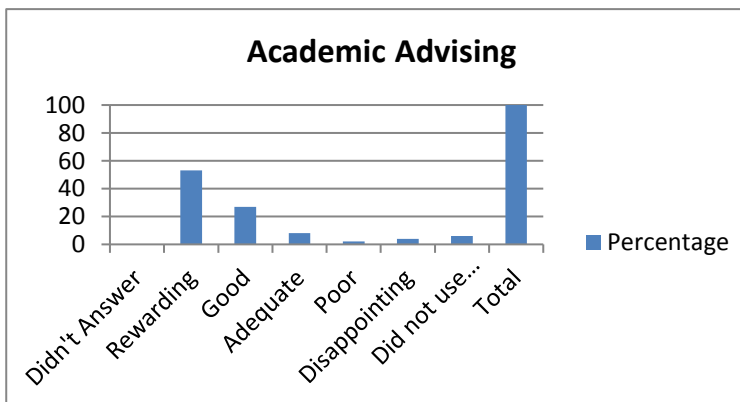
2. Business Office

	Percentage
Didn't Answer	0
Rewarding	43
Good	34
Adequate	8
Poor	0
Disappointing	2
Did not use this service	13
Total	100



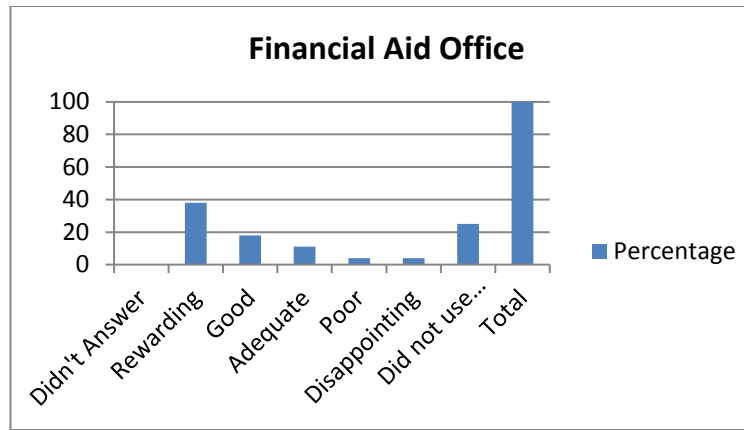
3. Academic Advising

	Percentage
Didn't Answer	0
Rewarding	53
Good	27
Adequate	8
Poor	2
Disappointing	4
Did not use this service	6
Total	100



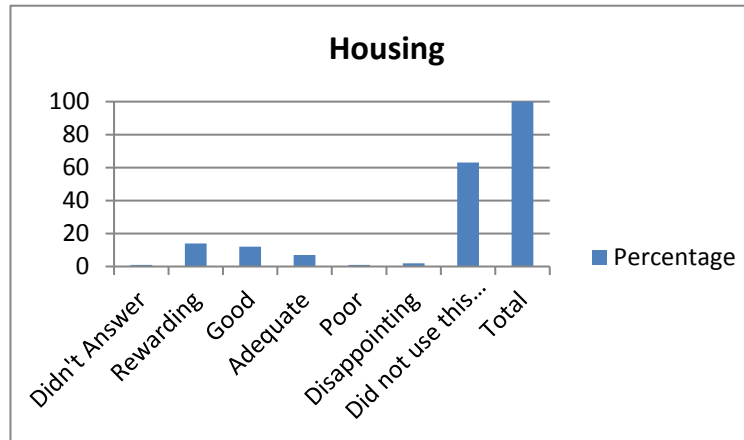
4. Financial Aid Office

Didn't Answer	0
Rewarding	38
Good	18
Adequate	11
Poor	4
Disappointing	4
Did not use this service	25
Total	100



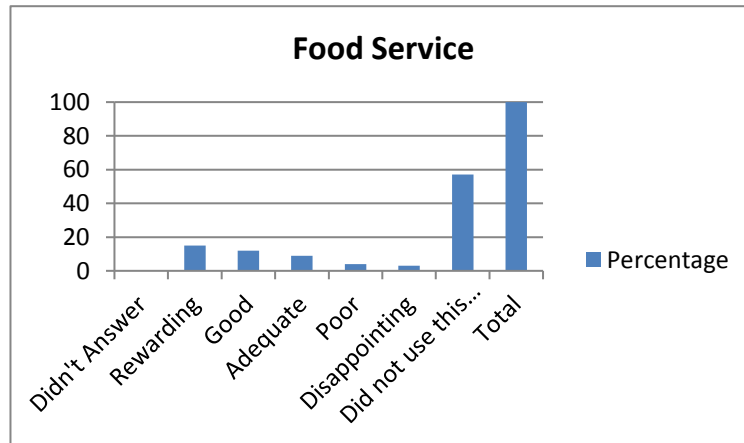
5. Housing

Didn't Answer	1
Rewarding	14
Good	12
Adequate	7
Poor	1
Disappointing	2
Did not use this service	63
Total	100



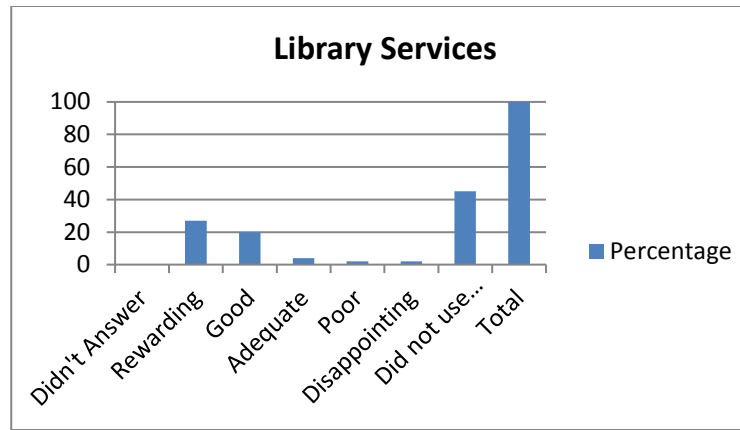
6. Food Service

Didn't Answer	0
Rewarding	15
Good	12
Adequate	9
Poor	4
Disappointing	3
Did not use this service	57
Total	100



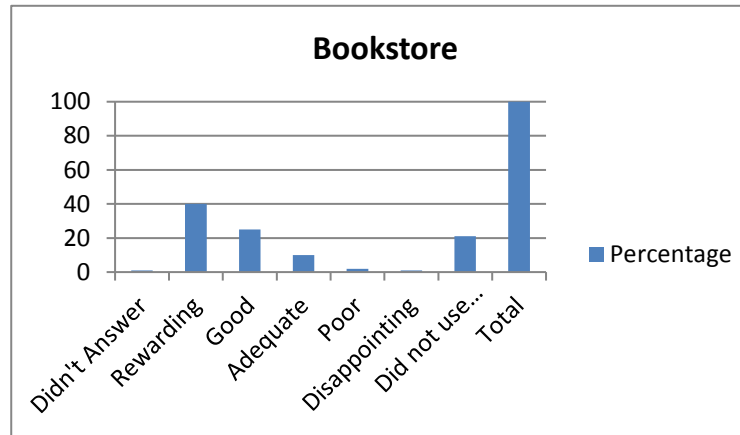
7. Library Services

Didn't Answer	0
Rewarding	27
Good	20
Adequate	4
Poor	2
Disappointing	2
Did not use this service	45
Total	100



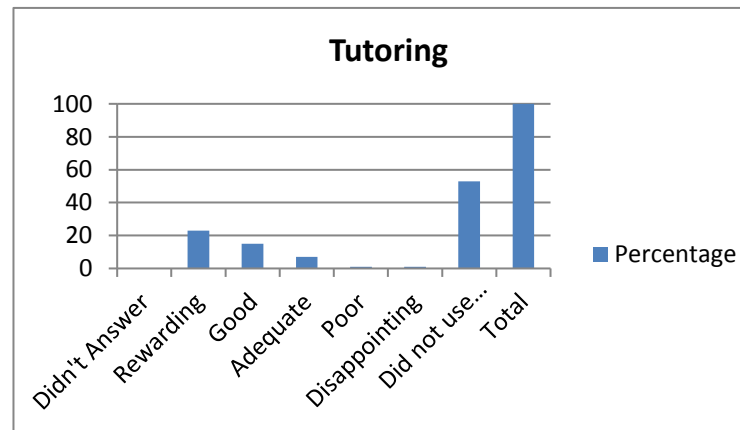
8. Bookstore

Didn't Answer	1
Rewarding	40
Good	25
Adequate	10
Poor	2
Disappointing	1
Did not use this service	21
Total	100



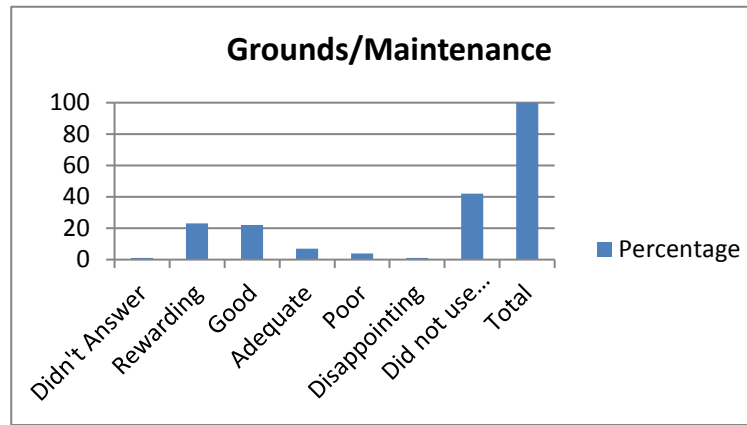
9. Tutoring

Didn't Answer	0
Rewarding	23
Good	15
Adequate	7
Poor	1
Disappointing	1
Did not use this service	53
Total	100



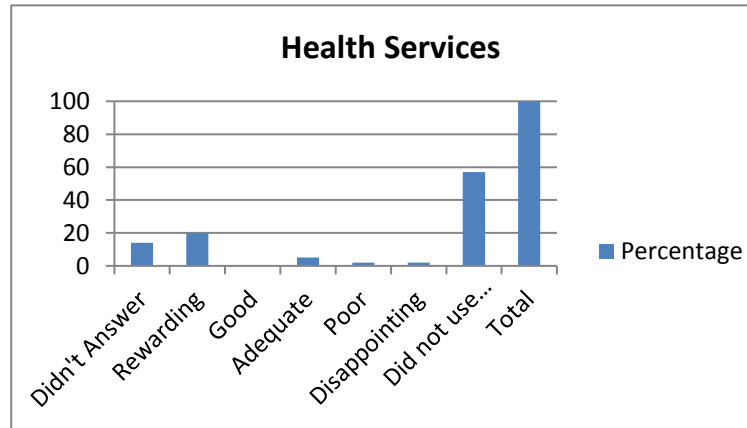
10. Grounds/Maintenance

	Percentage
Didn't Answer	1
Rewarding	23
Good	22
Adequate	7
Poor	4
Disappointing	1
Did not use this service	42
Total	100



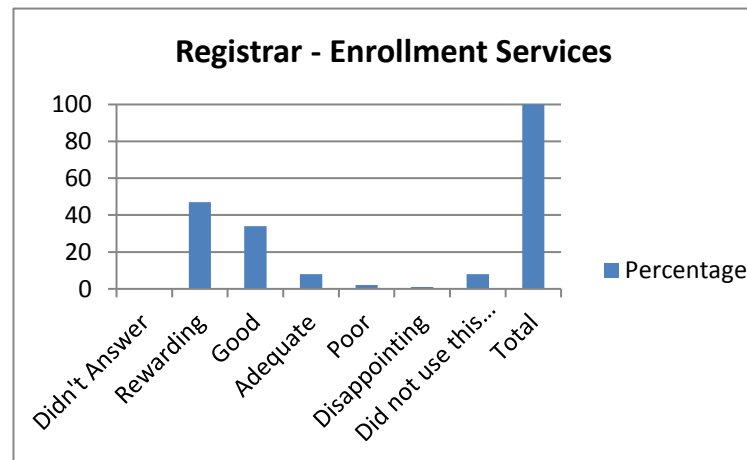
11. Health Services

	Percentage
Didn't Answer	14
Rewarding	20
Good	0
Adequate	5
Poor	2
Disappointing	2
Did not use this service	57
Total	100



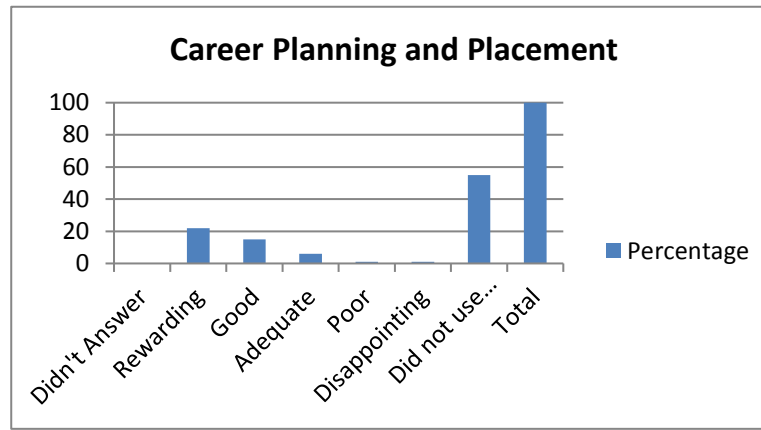
12. Registrar - Enrollment Services

	Percentage
Didn't Answer	0
Rewarding	47
Good	34
Adequate	8
Poor	2
Disappointing	1
Did not use this service	8
Total	100



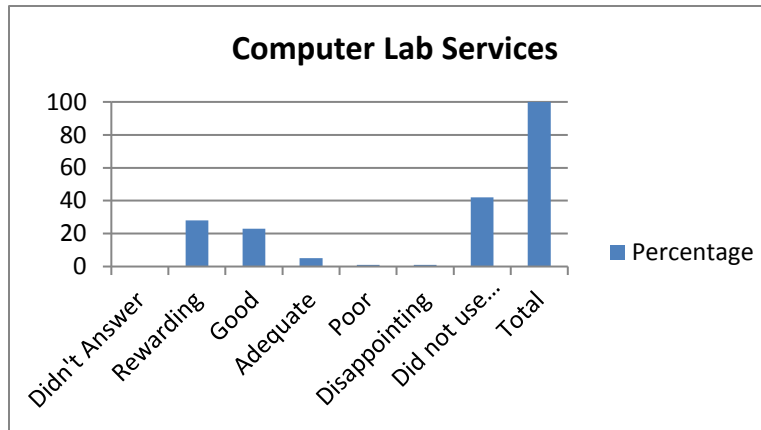
13. Career Planning and Placement

	Percentage
Didn't Answer	0
Rewarding	22
Good	15
Adequate	6
Poor	1
Disappointing	1
Did not use this service	55
Total	100



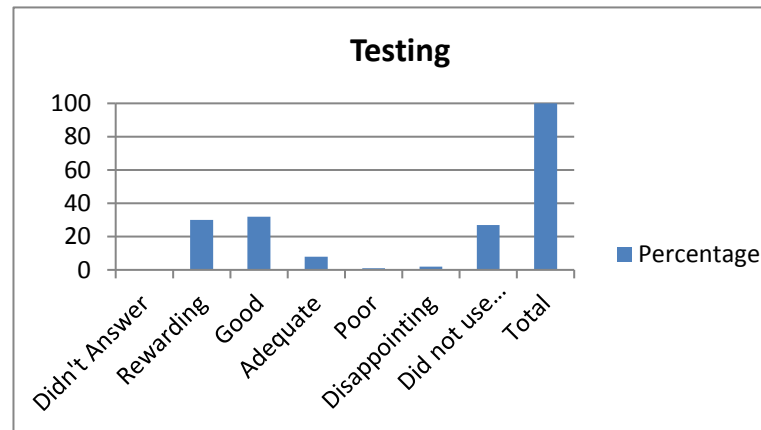
14. Computer Lab Services

	Percentage
Didn't Answer	0
Rewarding	28
Good	23
Adequate	5
Poor	1
Disappointing	1
Did not use this service	42
Total	100



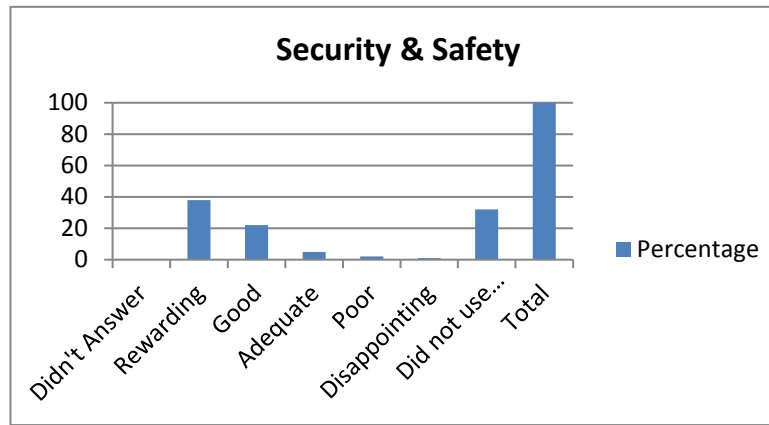
15. Testing

	Percentage
Didn't Answer	0
Rewarding	30
Good	32
Adequate	8
Poor	1
Disappointing	2
Did not use this service	27
Total	100



16. Security and Safety

Didn't Answer	0
Rewarding	38
Good	22
Adequate	5
Poor	2
Disappointing	1
Did not use this service	32
Total	100



17. Student Activities

Didn't Answer	0
Rewarding	27
Good	13
Adequate	7
Poor	1
Disappointing	2
Did not use this service	50
Total	100

